





























# LADIES 35-59 A GRADE












## LEADERBOARD

LEADERBOARD					Mon Score		Tue Score		Thur Score		Fri Score		TOTAL	
Name		Nationality	Starting Index	Adjusted Index	Stab	Stroke	Stab	Stroke	Stab	Stroke	Stab	Stroke	Stab	Stroke
GROSS	Mardi Freeman (Western Australian,AUS)		6.2	6.1	34	81	35	80	27	87	33	82	129	330
1	Cathy Neish (Eagle Ridge,PHL)		13.1	11.7	38	84	35	87	32	88	40	81	145	340
2	Bernadette Terrell (Rossdale,AUS)		14.9	14.8	30	95	32	92	35	90	35	c/b	132	367
3	Ann Stein (Pacific Dunes,AUS)		14.8	13.4	27	999	42	999	34	999	29	999	132	
4	Tracey Keown (Gnowangerup,AUS)		13.6	13.4	29		36		35		29		129	
5	Cheryl Disher (Rossdale,AUS)		12.3	12.2	27	96	29	92	36	84	34	87	126	359
5	Kristin Griffiths (Bankstown,AUS)		12.0	11.9	28	94	37	84	31	90	30	91	126	359
6	Mollie Low Scott (Tanah Merah,SNG)		12.7	12.5	33	89	31	91	36	85	25	98	125	363
7	Jenny Yong (Royal Port Moresby,PNG)		14.2		31	92	31	93	27	96	34	90	123	371
7	Karen Chenoweth (Kooyonga,AUS)		15.2	15.1	29	95	29	87	34	88	31	94	123	364
8	Jody Doran (Spring Valley,AUS)		15.1	15.0	22	102	31	95	34	89	34	92	121	378

9	Sharon Stokes (Forster Tuncurry,AUS)		14.3		25	100	25	99	31	93	27	98	108	390
10	Chris Ritchie (Darwin,AUS)		9.7		24	95	21		22		32		99	
11	Olive Kiu (Royal Port Moresby,PNG)		13.3		19	105	21	108	30	92	25	101	95	406
11	Nat Anderson (Geraldton,AUS)		9.8		22	99	21	98	29	91	23		95	
12	Kay Gaffney (Mudgee,AUS)		11.9		24		23		26		20		93	
13	Sue McCall (Cape Schanck,AUS)		13.9		17		22		31		19		89	
14	Joy Adams (Rossdale,AUS)		12.9		22	108	21		29		16		88	












# LADIES 35-59 B GRADE


LEADERBOARD					Mon Score	Tue Score	Thur Score	Fri Score	TOTAL
Name	Nationality	Starting Index	Adjusted Index	Stab	Stab	Stab	Stab	Stab	
1	Angela Balayan (Orchard,PHL)		19.0	14.0	44	33	36	21	134
2	Edith Williams (Eagle Ridge,PHL)		20.4	15.6	42	30	37	23	132
3	Hyelyun Kim (Asiad,KOR)		20.9	19.0	35	36	32	25	128
4	Colleen Hipper (Geraldton,AUS)		17.8		32	20	33	36	121
4	Carole Little (Nambour,AUS)		19.7	19.6	27	33	34	27	121
5	Lillian Holland (Mosa,PNG)		19.7		26	27	27	35	115
6	Aire Phommachanh (Darwin,AUS)		18.1		33	28	26	27	114
7	Sharon Norman-Dowd (Fairbairn,AUS)		18.3		24	30	28	31	113
8	Jill Adam (Spalding Park,AUS)		18.2	18.1	37	18	34	23	112
8	Chrisy Picton (Maclean,AUS)		18.4	18.3	30	24	35	23	112


9	Marilou Lehmann (Darwin,AUS)		19.6		22	26	28	34	110
10	Sila Luke (Mosa,PNG)		25.5		27	33	21	27	108
11	Maui Pluckrose (Royal Port Moresby,PNG)		20.6		27	24	27	29	107
12	Regina Kim (Strathfield,AUS)		26.6		26	27	27	25	105
12	Wachiraporn Hannasaeng (Tering Bay,SNG)		20.0		23	28	32	22	105
13	Suri Luck (Royal Canberra,AUS)		27.6		26	29	22	27	104
14	Margie Brown (Rosebud,AUS)		18.5		29	23	25	22	99
15	Jen Poolman (Richmond,AUS)		19.1		23	23	26	26	98
16	Dee Rust (Araluen,AUS)		31.8		22	24	25	25	96
17	Kayo Ikeda (Warren,SNG)		24.6		24	24	24	22	94
18	Kylie Kwon (Strathfield,AUS)		24.7		20	23	25	14	82

# LADIES 60+ A GRADE

## LEADERBOARD











				Mon Score		Tue Score		Thur Score		Fri Score		TOTAL		
Name		Nationality	Starting Index	Adjusted Index	Stab	Stroke	Stab	Stroke	Stab	Stroke	Stab	Stroke	Stab	Stroke
GROSS	Alison Eather (Western Australian,AUS)		5.6	5.6	27	87	32	82	27	88	29	85	115	342
1	Nola Geary (Rosebud,AUS)		18.1	18.0	29	102	36	92	31	97	33	96	129	387
2	Jenny Fallows (Western Australian,AUS)		14.5	12.7	34	90	32	92	38	86	23	99	127	367
3	Judi McKeown (Royal Port Moresby,PNG)		17.2	17.1	34	999	30	999	30	999	30	999	124	
4	Jane Abbott (Lake Karrinyup,AUS)		13.4		30		30		30		32		122	
5	Zina Thomson (Emerald Lakes,AUS)		13.7		32	92	26	99	32	90	31	94	121	375
6	Ruth Yelland (Paradise Palms,AUS)		9.0		28	93	30	88	32	85	28	91	118	357
6	Sun Ja Lee (Asiad,KOR)		16.9	16.8	26	101	32	94	36	90	24	102	118	387
7	Angie Gregory (Western Australian,AUS)		12.4	12.3	26	96	24	98	34	88	32	89	116	371
7	Sue Wood (Wodonga,AUS)		17.4	17.3	28	100	25	103	35	91	28		116	
8	Marissa Romano (Orchard,PHL)		9.6		23		31		30		30		114	

9	Lyn Heap (Darwin,AUS)		15.1	15.0	27	101	25	102	34	89	26	102	112	394
10	Sandy Sladen (Waimairi Beach,NZ)		18.9		23	106	29	100	29		29		110	
11	Diane Davis (Darwin,AUS)		20.2	20.1	25		29		34		20		108	
12	Irene Street (Western Australian,AUS)		18.6		22		26		30		29		107	
13	Majella Dowden (Western Australian,AUS)		7.4		22	96	20	95	30	88	33	83	105	362
14	Cathie Flynn (Catalina,AUS)		15.6		26	100	28	100	24	101	24	101	102	402
15	Wendy Thompson (Wallacia Panthers,AUS)		17.9		24		20		30		27		101	
15	Margaret Willcox (Spring Valley,AUS)		10.8		25	98	22	101	28	92	26	94	101	385
16	Pare Manihera-Duncan (Hartfield,AUS)		17.1		20	110	28	101	31		20		99	
17	Maria Kohut (Ringwood,AUS)		18.6	18.5	26		22		34		16		98	
18	Jo-Ellen Thorpe (Wallacia Panthers,AUS)		14.0		17		19		30		28		94	
18	Valerie Strawson (Western Australian,AUS)		14.8		18	107	25	100	27		24		94	
19	Carmen Thompson (Foster,AUS)		19.5		16		25		28		23		92	
20	Helen Ellis (Forster Tuncurry,AUS)		17.6		20		24		25		22		91	
21	Carrol Youngberry (Evans Head,AUS)		15.2		19	109	18		18		21		76	









22	Lois Weldon (Rosebud,AUS)		19.5		23		25						48	

# LADIES 60+ B GRADE

## LEADERBOARD












LEADERBOARD					Mon Score	Tue Score	Thur Score	Fri Score	TOTAL
Name		Nationality	Starting Index	Adjusted Index	Stab	Stab	Stab	Stab	Stab
1	Bronwyn Wilson (Highercombe,AUS)		23.0	21.6	36	28	38	36	138
2	Shirley Owen (Wallacia Panthers,AUS)		20.9	18.5	31	34	39	30	134
3	Yoko Kawamura (Lake Forest,JAPAN)		33.0	33.0	31	31	30	28	120
4	Suzie Malligan (Tin Can Bay,AUS)		24.1	24.0	34	26	28	27	115
5	Claire Hanson (Gladstone,AUS)		20.8		26	29	30	29	114
6	Vicki Edwards (Cabramatta,AUS)		23.8		23	30	29	31	113
7	Kay Meadows (Kew,AUS)		22.6	22.5	28	25	37	18	108
8	Jan Doyle (Western Australian,AUS)		20.7	20.6	20	23	35	27	105
8	Helen Nolan (Albury,AUS)		21.7	21.6	24	24	34	23	105
9	Denise Chant (Wallacia Panthers,AUS)		28.0		30	26	29	19	104


















10	Jenny Turnbull (Kareela,AUS)		21.5		23	16	32	27	98
11	Liz Kendall (Rosebud,AUS)		26.1		17	27	27	25	96
12	Sue Heskin (Rosebud,AUS)		25.4		27	26	28	13	94
13	Patricia Tsui (Strathfield,AUS)		25.3		27	17	18	25	87
14	Leonie Mogridge (Spalding Park,AUS)		20.6		14	23	25	24	86
15	Jenny Normington (Geraldton,AUS)		23.8		23	14	27	21	85
16	Helen Graney (McClean,AUS)		20.9		24	22	19	19	84
17	Sharyn Wood (Toukley,AUS)		30.6		20	19	26	17	82
18	Sonya Bruyn (Beverley Park,AUS)		29.0		21	24	24	11	80
19	Gail Ferrier (Evans Head,AUS)		21.3		15	23	14	22	74
20	Emily Yu Lee (Hsing Fu,TAIWAN)		31.9		11	18	25	15	69
21	Keiko Fukuda (Rakuten,JAPAN)		27.0		10	11	16	16	53

# MEN 35-55 A GRADE

## LEADERBOARD











LEADERBOARD				Mon Score		Tue Score		Thur Score		Fri Score		TOTAL		
Name		Nationality	Starting Index	Adjusted Index	Stab	Stroke	Stab	Stroke	Stab	Stroke	Stab	Stroke	Stab	Stroke
GROSS	Peter Hargreaves (Darwin,AUS)		1.4	1.4	29	81	29	81	31	81	37	73	126	316
1	Andrew Farr (Celtic Manor,Wales)		10.4	7.8	37	83	33	86	40	81	35	82	145	332
2	Chris Hagarty (Rosnay,AUS)		7.7	6.3	32	85	33	84	41	76	32	83	138	328
3	Kevin MacDougal (Bankstown,AUS)		10.4	10.3	29	90	31	999	36	999	39	999	135	
4	Pete Hawken (Townsville,AUS)		5.6		30	85	33	81	33	81	37	78	133	325
5	Craig Davis (Pacific Harbour,AUS)		5.5	5.4	31	83	37	78	30	85	32	83	130	329
6	John Humphreys (RAAF Darwin,AUS)		7.4		31	85	32	84	30	87	36	81	129	337
7	Peter Hartas (Palm Meadows,AUS)		7.1	6.9	35	82	30	87	35	84	28	95	128	348
8	Yogesh Chhita (Rustenburg,STH AFR)		9.4		25	97	33	87	41	77	28	94	127	355
9	Rohit Sehgal (Panchkula,IND)		8.0	7.9	26	97	38	79	25	91	37	80	126	347
9	Mark Woodhouse (Rosnay,AUS)		9.7	9.0	35	84	34	86	33	86	24		126	
















10	Murray Louw (Silver Lakes,STH AFR)		7.3	7.2	28		27		36		34		125	
10	Brede Aaker (Loch Palm,THAI)		9.8	9.7	33	87	28	93	34	86	30	95	125	361
11	Paul Bowler (Long Reef,AUS)		6.2		27	89	30	86	26	90	38	77	121	342
12	Tim Rust (Hartfield,AUS)		3.2	3.1	24	90	37	75	31	81	28	84	120	330
13	Cameron Knight (Eastern,AUS)		6.6		27	87	30	88	30	86	28	90	115	351
14	Rod Linnett (Merewether,AUS)		9.0		26	94	27	94	27	93	34	85	114	366
15	Ash Pai (Concord,AUS)		10.2	10.1	24		27		34		28		113	
16	Gary Chenoweth (Kooyonga,AUS)		6.5		30	87	28	88	29	86	25	92	112	353
17	Wayne Gay (Stonecutters Ridge,AUS)		9.9		31		22		27		31		111	
17	Kerry Raines (Kingaroy,AUS)		4.6		27	89	31	85	25	88	28	86	111	348
18	Gav Hunt (Eastern,AUS)		7.9		31	87	25	82	26	94	27	91	109	354
19	Smouch Smith (Royal Hobart,AUS)		1.6		28	82	27	83	30	80	23	88	108	333
20	Daryll Stalker (Sanctuary Lakes,AUS)		4.3		26	87	29	85	23	90	29	84	107	346
20	Chris Black (Southport,AUS)		6.4		27	90	26	87	27	88	27		107	
21	Mike Halewood (Waitikiri,NZ)		9.0		26	92	24	96	23	98	32	87	105	373


22	Vincent Mahendran (Tering Bay,SNG)		8.0	7.9	22	82	16	108	40	77	22	103	100	370
23	Wayne Portlock (Long Reef,AUS)		4.6		26	89	20	93	27	86	24	93	97	361
24	Shane Ireland (Wauchope,AUS)		1.7		18	98	24	86	23	88	28	84	93	356
25	Chris Russell (Hunter Valley,AUS)		10.3		18		21		27		24		90	

# MEN 35-55 B GRADE











## LEADERBOARD

LEADERBOARD					Mon Score	Tue Score	Thur Score	Fri Score	TOTAL
Name	Nationality	Starting Index	Adjusted Index	Stab	Stab	Stab	Stab	Stab	
1	David Tan (Royal Port Moresby,PNG)		11.0	7.1	40	36	38	36	150
2	Scott Dowd (Fairbairn,AUS)		12.3	12.1	33	30	37	42	142
3	Jim McFaul Jnr (Mandurah,AUS)		13.0	12.8	37	29	34	38	c/b 138
4	Chris Anngow (Waimairi Beach,NZ)		11.7	9.3	39	32	38	29	138
5	S.H. Ong (Kota Permai,MALAYSIA)		11.7	9.5	41	36	31	29	137
5	Darren Sellers (Banyan,THAI)		10.6	8.4	33	37	38	29	137
6	Louis Zafiropoulos (Cape Schanck,AUS)		14.0	11.5	31	41	34	29	135
7	Narender Pal (Army,IND)		11.1	9.7	41	29	35	28	133
8	Aseem Vivek (Lucknow,IND)		13.5	11.6	29	42	36	25	132
9	Michael Patterson (Rossdale,AUS)		14.3		28	35	36	32	131











10	Fred Eldick (Rosnay,AUS)		15.4	15.3	32	41	25	32	130
10	Kris Klupfel (Pacific Harbour,AUS)		10.9	10.7	34	33	33	30	130
11	Stuart Harkin (Shoalhaven Heads,AUS)		14.6	14.3	40	29	31	25	125
12	Sanjay Verma (Army (AEPTA),IND)		14.9		29	32	31	28	120
12	Alan Coughlan (North Lakes,AUS)		11.0	10.9	32	37	26	25	120
13	Simon Woolley (Woodlands,AUS)		14.9	14.8	19	30	34	35	118
13	Jagjeet Gill (Public,CAN)		13.2		32	32	24	30	118
14	Simon Chaplin (Darwin,AUS)		13.4	13.3	34	29	27	27	117
15	Brett Hazell (Wallacia Panthers,AUS)		12.9	12.8	19	30	39	28	116
16	Wayne Pinna (Oxley,AUS)		14.3		27	29	31	27	114
17	Duncan Talbot (Spring Valley,AUS)		11.4	11.3	35	27	34	17	113
18	Parbeer Grewal (Panchkula,IND)		12.6		24	32	24	30	110
19	Ken Kang (Strathfield,AUS)		14.2		20	31	26	31	108
19	Gary McCall (Cape Schanck,AUS)		13.0		30	33	25	20	108
20	Mick Thomson (Hunter Valley,AUS)		12.5		26	20	32	19	97

21	Colin Pluckrose (Royal Port Moresby, PNG)		11.7		29	23	22	22	96
----	---	---	------	--	----	----	----	----	----

# MEN 35-55 C GRADE












LEADERBOARD					Mon Score	Tue Score	Thur Score	Fri Score	TOTAL
Name	Nationality	Starting Index	Adjusted Index	Stab	Stab	Stab	Stab	Stab	
1	Jimmy Jiang (Hsing Fu,TAIWAN)		17.4	11.6	44	36	34	33	147
2	John Rattray (Palm Meadows,AUS)		19.3	16.4	32	33	42	35	142
3	Max Kuo (Hsing Fu,TAIWAN)		19.3	18.9	26	34	40	37	137
4	Jeff Bruhn (Thurgoona,AUS)		15.6	15.5	30	30	37	30	127
4	Kon Zorbalas (EGF,UAE)		21.1	20.3	33	29	39	26	127
5	Alan Lo (Hsing Fu,TAIWAN)		19.3	18.2	34	33	35	22	124
6	Ian Mutimer (Glen Waverley,AUS)		15.7		26	33	30	32	121
6	Peter Holland (Mosa,PNG)		22.1	22.0	40	35	15	31	121
7	Jock Harris (North Lakes,AUS)		21.7		33	33	27	25	118
8	Mike Rhodes (Waimairi Beach,NZ)		19.3		25	30	29	32	116































8	Elvis Balayan (Orchard,PHL)		16.3	16.2	31	23	36	26	116
9	Steve Hartwell (North Lakes,AUS)		17.9		29	29	27	29	114
10	Allan Davis (Merewether,AUS)		16.1	16.0	24	36	30	23	113
11	Mohanjit Dhoot (Blue Springs,CAN)		17.7		23	32	29	26	110
12	Russell Elliott (Thurgoona,AUS)		18.8		33	30	20	26	109
13	Dhaval Patel (Rustenburg,STH AFR)		20.7		24	25	32	26	107
14	Tyrel Clinton (Vicenza American,US)		26.9		22	20	25	22	89
15	Ivan Perfiliev (Warren Country,SNG)		29.4		14	20	23	14	71
15	Daniel Schudel (Ostschweizerischer,SWISS)		19.8		19	19	23	10	71
16	Andy Cliffe (Welton Manor,UK)		23.0		21		22		43

# MEN 56-64 A GRADE

## LEADERBOARD











LEADERBOARD					Mon Score		Tue Score		Thur Score		Fri Score		TOTAL	
Name		Nationality	Starting Index	Adjusted Index	Stab	Stroke	Stab	Stroke	Stab	Stroke	Stab	Stroke	Stab	Stroke
GROSS	Greg Ellis (Tuncurry,AUS)		2.3	0.7	36	74	36	74	39	71	32	77	143	296
1	Brian Small (Arundel Hills,AUS)		9.3	5.5	40	78	38	78	40	76	29	85	147	317
2	Cliff Almond (Palm Meadows,AUS)		10.7	9.7	37	82	35	999	31	999	41	77	144	
3	Dale Nagata (Waialae,US)		9.1	8.7	32	87	37	81	32	86	42	77	143	331
4	Mark Boulden (Coolangatta Tweed,AUS)		9.8	8.1	39	79	33		34	84	33		139	
5	Junemo Kim (Asiad,KOR)		11.0	10.9	29	90	33		36	85	40	80	138	
6	TC Lum (Kota Permai,MALAYSIA)		11.0	10.0	37	82	31	89	35	85	34	85	137	341
7	Tom Shea (Rancho Bernando,US)		5.8	4.8	31	84	34	80	38	76	31	83	134	323
8	Neil Davies (Shortland Waters,AUS)		7.6	7.5	37	82	27	88	28	87	41	75	133	332
9	Paul Matthews (Yass,AUS)		2.8	2.4	38	73	34	77	30	81	30	81	132	312
10	Russell Woodrow (Pacific Harbour,AUS)		8.9		30	87	31	86	33		36	81	130	










11	Tony Earl (Rosnay,AUS)		11.4		31		33		31		34		129	
12	Rezaul Karim (Kurmitola,BGD)		10.9	10.8	34	85	29	90	31	89	33	85	127	349
12	E J Francisco Kim (Strathfield,AUS)		10.2	10.1	32	86	34	85	30	91	31	88	127	350
13	Ian Cross (Tauranga,NZ)		10.8	10.7	28	91	24		37		36		125	
13	Nigel Blaze (National,AUS)		10.2		28		32		31	88	34		125	
14	Terry Tolchard (Capel,AUS)		8.6		33	84	26	93	31	85	34	84	124	346
15	Roy Winter (Darwin,AUS)		6.5	6.4	28	87	36	79	26	91	33	82	123	339
15	Clyde Davies (Virginia,AUS)		6.9		32	83	33		29		29		123	
15	Gary Raines (Redcliffe,AUS)		10.1	10.0	32		36		27		28		123	
16	Alan Wood (Kareela,AUS)		9.7	9.6	35	83	26	92	29	90	32		122	
16	Jeff Heap (Darwin,AUS)		9.3	9.2	28	92	36	82	26		32		122	
17	Garry Dobson (Bankstown,AUS)		8.2	8.1	35	82	28	88	25	95	32	85	120	350
18	Song Soo Shin (Asiad,KOR)		11.0		26		25	94	33		35		119	
19	Paul King (Melville Glades,AUS)		10.4	10.3	29		29		34		26		118	
20	Mick Jackson (Rosnay,AUS)		9.1		31	88	30		27		28		116	



21	Tommy Tie (Royal Port Moresby,PNG)		9.8		26	92	28	90	28	91	33	86	115	359
21	Andy Ng (Royal Port Moresby,PNG)		7.9		29	91	28	88	27		31		115	
22	Mic O'Toole (Terrey Hills,AUS)		7.4		29	87	29		28		28		114	
23	Gary Cochran (Irvine Ravenspark,UK)		3.0		25	88	29	82	25	88	33	79	112	337
23	Scottie Haley (Long Reef,AUS)		4.0		25	88	25	89	31	82	31	81	112	340
24	Mark McDougall (Manly,AUS)		6.3		33	82	28	88	24	91	26		111	
25	Gary Morley (Muswellbrook,AUS)		11.2		25	97	33	87	15		37		110	
26	C A Rashid (Noida,IND)		10.1		25	96	27	91	24	95	33	89	109	371
27	Phil McNamara (Northern,AUS)		10.7		25	97	26	92	26		30		107	
28	Yoshi Kawamura (Lake Forest,JAPAN)		10.0	9.9	26	99	18	105	36	84	26	97	106	385
29	Richie McGhie (Longyard,AUS)		2.5	2.4	35	76	32	79			35	76	102	
29	Ken Cheeseman (Muirfield,AUS)		9.3		28	92	20	100	26	96	28	91	102	379
30	Mike Keir (Omokoroa,NZ)		10.2		27	94	25	92	22	96	27	95	101	377

# MEN 56-64 B GRADE

## LEADERBOARD

LEADERBOARD					Mon Score	Tue Score	Thur Score	Fri Score	TOTAL
Name	Nationality	Starting Index	Adjusted Index	Stab	Stab	Stab	Stab	Stab	Stab
1	Steve Sparrow (Cabramatta,AUS)		14.3	12.9	38	31	34	41	c/b 144
2	Peter Ward (Thaxted Park,AUS)		13.1	11.7	35	37	33	39	144
3	Trevor Evans (Redcliffe,AUS)		14.6	13.5	31	34	37	39	141
4	Richard Wyatt (Silver Lakes,STH AFR)		14.9		40	28	31	41	140
5	Grant Dickson (Palm Meadows,AUS)		13.9		33	35	31	37	136
6	Chris Keehn (The Cut,AUS)		13.4	13.3	33	35	30	37	135
7	Gus Guidetti (Palmerston,AUS)		11.6	11.1	37	35	29	33	134
8	Roy Bennett (Golf Allianza,SNG)		13.2		30	33	33	36	132
8	Jeff Huysmans (Churchill Park,AUS)		12.6		35	27	37	33	132
9	Paul Harmer (Eastern,AUS)		11.6		31	33	35	32	131











10	Steve Edwards (Cabramatta,AUS)		14.1	14.0	36	29	31	32	128
11	George Clissold (Shortland Waters,AUS)		13.3		30	32	31	34	127
11	Keven Stein (Pacific Dunes,AUS)		12.2	12.1	34	31	29	33	127
11	Peter Gibbons (Grafton,AUS)		13.0	12.6	33	32	36	26	127
12	Brett Chatfield (Omokoroa,NZ)		12.9		30	31	32	33	126
13	Rod Owen (Wallacia Panthers,AUS)		15.0		24	30	32	39	125
13	Kevin Woods (Fairbairn,AUS)		15.3	15.2	24	36	32	33	125
14	Geoff Terrell (Rossdale,AUS)		12.3		33	31	31	29	124
15	Bruce Freeman (Western Australian,AUS)		14.4	14.3	30	28	34	30	122
16	Glenn Brindley (Beverley Park,AUS)		13.4	13.3	35	22	31	33	121
17	Christopher Brown (Rossdale,AUS)		12.7	12.6	32	34	24	29	119
18	John Morley (Taree,AUS)		11.7		27	32	27	31	117
19	Paul Adam (Spalding Park,AUS)		12.7		26	30	30	30	116
20	Scott Plymesser (Key West,US)		12.5		22	26	32	33	113
20	Gary Moore (Kooindah Waters,AUS)		12.7		33	24	24	32	113

20	Dave Shearer (Wallacia Panthers,AUS)		13.8		31	24	29	29	113
21	Crumpy Crump (Rossdale,AUS)		14.0		26	29	26	31	112
22	Neil Boath (Goldfields,AUS)		13.2		24	26	25	33	108
22	Ken Lehmann (Darwin,AUS)		14.6	14.5	34	26	17	31	108
22	Darren Hornby (Castle Hill,AUS)		11.6		22	29	27	30	108
23	Upendra Singh (Jorhat Gymkhana,IND)		13.5		27	23	28	29	107
23	Rod Davitt (Eastern,AUS)		14.4		29	30	22	26	107
24	Das Nambiar (Abu Dhabi,UAE)		13.4		31	30	23	21	105
25	John Thomson (Wakehurst,AUS)		15.3		23	33	19	28	103
26	Ed Power (Faithlegg,IRL)		13.6		25	28	17	27	97
26	Geoff Holding (Woodford,AUS)		13.4		30	26	19	22	97
27	Michael Fitzpatrick (Muswellbrook,AUS)		14.2		30	20	15	27	92
28	Kev (Beau Brum) Airey (Yarrambat,AUS)		13.6		16	29	16	28	89
29	Philip Annan (Omokoroa,NZ)		14.5		25	26	23		74
30	Jason Chua (Raffles,SNG)		15.1						
















# MEN 56-64 C GRADE

## LEADERBOARD

LEADERBOARD					Mon Score	Tue Score	Thur Score	Fri Score	TOTAL
Name	Nationality	Starting Index	Adjusted Index	Stab	Stab	Stab	Stab	Stab	Stab
1	Ron Weller (South West Rocks,AUS)		16.0	15.3	31	34	36	41	c/b 142
2	Rory Trotter (The Cut,AUS)		22.4	17.1	38	33	39	32	142
3	Russell Hata (Waialae,US)		16.2	15.5	38	34	29	39	c/b 140
4	Kevin Laing (Emerald Lakes,AUS)		27.1	25.7	38	30	34	38	140
5	Barry Williams (Eagle Ridge,PHL)		29.2	29.1	31	31	35	39	136
5	Vincent Gras (Palmerston,AUS)		22.1	18.3	43	35	29	29	136
6	Chee Gap Lim (Kota Permai,MALAYSIA)		19.7	15.7	43	33	34	24	134
7	Jake Kong (360 Degree,KOR)		18.6	18.5	30	36	27	39	132
8	Glenn Himuro (Honolulu,US)		24.3	24.2	34	34	26	35	129
9	Greg Wilson (The Ridge,AUS)		24.3	24.2	31	36	31	30	128





























10	Phil Heron (Kuwait,THAI)		16.5	16.4	29	35	34	29	127
11	John Vaughn (Riverside Oaks,AUS)		15.6	15.5	34	28	27	36	125
12	Greg Mcginnerskin (Southport,AUS)		17.8		26	30	33	34	123
12	Graeme Kerby (Geraldton,AUS)		24.7		30	32	32	29	123
13	Gary Scott (Wallacia Panthers,AUS)		19.8		29	27	28	38	122
13	Bruce Lindenberg (Woodford,AUS)		15.8		26	26	33	37	122
14	Jeff Doust (Fairbairn,AUS)		16.0		33	30	26	31	120
15	Masa Ichikawa (Kizugawa,JAPAN)		27.5		33	17	32	37	119
16	Enteng Romano (Orchard,PHL)		16.2		26	25	31	33	115
16	Graham Flynn (Catalina,AUS)		19.1		24	31	31	29	115
17	Lindsay Terrell (Noosa,AUS)		17.9		27	22	28	36	113
17	Kevin Nelson-Smith (North Ryde,AUS)		21.8		25	29	25	34	113
18	Mike McKeown (Royal Port Moresby,PNG)		17.9		23	33	29	27	112
19	Gary Hipper (Geraldton,AUS)		15.7		24	25	31	31	111
20	John Casey (Massey Park,AUS)		18.1		24	26	31	28	109








20	K. C. Chang (Hsing Fu,TAIWAN)		17.4		28	25	31	25	109
21	Rick Sutton (Rolling Hills,S.ARABIA)		23.3		30	26	27	25	108
22	Greg Thorpe (The Grange,AUS)		16.0		25	27	23	30	105
23	Graeme Gaffney (Mudgee,AUS)		20.1		17	21	28	35	101
23	K. B. Raju Karri (Abu Dhabi,UAE)		24.0		25	25	25	26	101
24	Damian Willcox (Spring Valley,AUS)		15.5		22	27	21	30	100
25	Greg Normington (Geraldton,AUS)		17.9		25	26	26	21	98
26	Richard Neish (Eagle Ridge,PHL)		24.1		22	19	21	31	93
27	Ron Brown (Rosebud,AUS)		23.2		24	13	19	35	91
28	Tom Koo (Strathfield,AUS)		26.8		12	17	19	24	72
29	Terry Moloney (Moonah Links,AUS)		19.3		21	18	14		53
30	Geoff Zarth (RACV,AUS)		27.7		13	15	12		40
31	Mark Yalden (Omokoroa,NZ)		24.5		21				21

# MEN 65+ A GRADE

## LEADERBOARD











LEADERBOARD					Mon Score		Tue Score		Thur Score		Fri Score		TOTAL	
Name		Nationality	Starting Index	Adjusted Index	Stab	Stroke	Stab	Stroke	Stab	Stroke	Stab	Stroke	Stab	Stroke
GROSS	Graeme Walker (Murrumbidgee,AUS)		1.5	1.4	35	75	28	82	33	77	31	77	127	311
1	Michael Chapman (Sanctuary Cove,AUS)		10.1	8.8	35	84	35	83	34	85	36	81	140	333
2	Mick McKeon (Southport,AUS)		13.1	10.7	39	85	29	92	41	81	30	90	139	348
3	Graeme Thomas (Arundel Hills,AUS)		14.2	13.5	35	999	34	999	32	999	33	999	134	
4	Wayne Hinchcliffe (Maclean,AUS)		14.3		33	91	32		31		33		129	
5	Barry Hanson (Gladstone,AUS)		12.4	12.3	34	87	32	89	30	92	32	89	128	357
6	Peter Whiddon (Dunheved,AUS)		9.5	9.4	35	83	32	86	26	93	34		127	
6	Victor Danko (Manly,AUS)		13.1	13.0	36	86	31	93	28	93	32		127	
7	Phil Stokes (Forster Tuncurry,AUS)		8.4	8.3	30	88	34	83	31	85	31	87	126	343
8	Doug Luckie (Yamba,AUS)		12.4		24		30		31		39		124	
9	Gary Luck (Royal Canberra,AUS)		7.3	7.2	32		24		35		32		123	
















10	Neil Bailey (Western Australian,AUS)		10.1		26		27		31		37		121	
10	Ricardo Antonio (Orchard,PHL)		12.6	12.5	24	97	36	86	31	90	30	92	121	365
11	Sandy Stevens (Arundel Hills,AUS)		9.8		28	93	33	85	30	90	29	90	120	358
12	Stephen Brown (Muree,AUS)		13.7		30	92	28		29	96	32		119	
13	Ray Sargent (Ballina,AUS)		9.1		28	92	29		32		29		118	
13	Peter Yelland (Paradise Palms,AUS)		9.3	9.2	34	84	27	91	34	84	23	96	118	355
14	Neville Thompson (Foster,AUS)		8.9		26	92	22		33		33		114	
14	Chris Cunninghame (Waimairi Beach,NZ)		11.9		25	95	31		31		27		114	
15	Tom Grimston (Western Australian,AUS)		6.4		31	84	31	84	22		29		113	
16	Sarge Robinson (Tin Can Bay,AUS)		13.1		22		32		27		31		112	
17	Dave Ferrier (Evans Head,AUS)		7.8		28	90	20	96	27	91	36	80	111	357
17	Ian Wilson (Highercombe,AUS)		14.2		29	95	25	100	28	96	29	96	111	387
17	Greg Laforest (Yamba,AUS)		12.6		24		28		30		29		111	
18	Bill Ferrier (Evans Head,AUS)		6.6		27	88	22	94	27	90	32	83	108	355
19	Pete Hearne (Brighton Lakes,AUS)		11.8		25	95	24	96	29	93	29		107	

20	Mark Stewart (Cheltenham,AUS)		7.9		27		26		21		32		106	
21	Iain Whitehouse (Arundel Hills,AUS)		12.7		20	101	22	100	29	94	34	87	105	382
21	Derek Weston (Patterson River,AUS)		9.8		26	95	25		28		26		105	
22	Colin Wood (Toukley,AUS)		9.9		32	86	23		23		21		99	
23	Graham Duncan (Hartfield,AUS)		12.6		29		31		30				90	
24	Warwick Thomas (National,AUS)		13.9		23	103			24		30		77	
25	Gerard Shannon (Celtenham,AUS)		11.1	11.0	34	87	34	86					68	










--	--	--	--	--	--	--	--	--	--	--	--	--	--	--

# MEN 65+ B GRADE

<b>LEADERBOARD</b>					Mon Score	Tue Score	Thur Score	Fri Score	TOTAL
Name		Nationality	Starting Index	Adjusted Index	Stab	Stab	Stab	Stab	Stab
1	William Lim (Orchard,PHL)		17.6	15.4	36	31	38	38	143
2	Merv Rogers (Patterson River,AUS)		15.2	13.0	41	36	28	31	136
3	Tony Margiotta (Muirfield,AUS)		17.4	17.4	28	27	31	43 <small>c/b</small>	129
4	Bill Hoy (Rosnay,AUS)		15.4	15.3	29	40	26	34 <small>c/b</small>	129
4	Jim Thomas (Southport,AUS)		18.1	18.0	32	37	28	32 <small>c/b</small>	129
4	Abraham Yu (Hsing Fu,TAIWAN)		17.4	16.0	35	35	33	26	129
5	Wally Davey (Forster Tuncurry,AUS)		18.2	18.1	34	23	31	39	127
6	Wilfred Pacpaco (Orchard,PHL)		15.5	15.4	26	35	25	40	126
6	Bill Bracken (Darwin,AUS)		14.6		28	29	33	36	126
6	Ric Kinghorn (Beerwah,AUS)		17.0		27	32	33	34	126

6	Ray Taylor (Bankstown,AUS)		16.2		32	32	32	30	126
7	A.J. Pidcock (Grafton,AUS)		17.6	17.5	26	36	27	36	125
8	Blue Mauchline (Hikurangi,NZ)		15.3	15.2	31	36	24	33	124
9	Ian Duncalf (Omokoroa,NZ)		16.9	16.8	37	20	29	37	123
10	Peter Nolan (Albury,AUS)		15.9		26	28	32	36	122
11	Arcot Arvind (Bangalore,IND)		18.3		27	30	33	31	121
12	Walter Maag (Wylihof,SWISS)		17.3		30	28	27	33	118
13	Arthur Tilyard (Surfers Paradise,AUS)		15.0		28	30	27	32	117
14	Bill Gardner (Mandurah,AUS)		16.9		31	25	28	31	115
15	Ron Fyfe (Tauranga,NZ)		18.1		32	30	24	28	114
16	Nik Kohut (Mandalay,AUS)		16.3		30	20	32	31	113
17	Robert Durnan (Wakehurst,AUS)		15.1		26	28	32	26	112
18	Robert Bower (Royal Fremantle,AUS)		15.4		31	32	22	25	110
19	Baz Elliott (Nelson Bay,AUS)		19.3		27	21	30	31	109
19	Paul Valle (Arundel Hills,AUS)		19.3		26	29	29	25	109




























20	Lozza Fulker (West Aviate,AUS)		19.1		25	29	27	26	107
21	Laurie Whiddon (St Georges Basin,AUS)		18.3		21	31	27	26	105
22	Bob Turns (Grafton,AUS)		18.3		29	25	27	22	103
23	Tom Farrer (Bunbury,AUS)		19.1		32	23	22	25	102
24	Shep Sheppard (Darwin,AUS)		18.9		23	29	21	27	100
25	Terry Lovell (Beaconhills,AUS)		19.4		23	21	24	29	97
26	Baz Mason (Omokoroa,NZ)		17.4		32	24	19	20	95
27	Jim McFaul Snr (Mandurah,AUS)		15.5		31	21	21	21	94
28	Jon Sladen (Waimairi Beach,NZ)		18.3		26	22	17	28	93







# MEN 65+ C GRADE

## LEADERBOARD

LEADERBOARD					Mon Score	Tue Score	Thur Score	Fri Score	TOTAL
Name	Nationality	Starting Index	Adjusted Index	Stab	Stab	Stab	Stab	Stab	
1	Terry Mischefski (Waihi,NZ)		21.1	21.0	36	30	31	41	138
2	Ron Thomson (Emerald Lakes,AUS)		21.0	20.9	26	36	35	37	134
3	Bill Potze (Mt Maunganui,NZ)		22.5	22.4	39	36	23	34	132
4	Pablo Soon (Wack Wack,PHL)		19.5	19.4	25	30	40	29	124
5	Richard Pydde (Patterson River,AUS)		20.5	20.4	28	35	25	33	121
5	Gary Westbrook (Olinda,AUS)		19.9		33	33	25	30	121
6	Peter Grayson (Pacific,AUS)		25.1		25	25	31	38	119
6	Tony Micallef (Everglades,AUS)		25.7	25.6	30	20	34	35	119
7	Chris Jones (Toukley,AUS)		31.8		30	27	23	38	118
7	Chris Williams (Dunheved,AUS)		20.1	20.0	37	25	21	35	118

7	Ross Chant (Wallacia Panthers,AUS)		27.7		32	30	30	26	118
8	John Patterson (Tauranga,NZ)		21.6		32	30	22	33	117
9	Murray Herrmann (Darwin,AUS)		24.4		22	29	29	28	108
10	Rod Butchart (Toukley,AUS)		20.8		24	23	25	34	106
10	Peter Sewell (North shore,NZ)		25.4		24	22	31	29	106
11	Richard Dsouza (KGA,IND)		23.6		26	23	25	31	105
12	Keith Inall (Wallacia Panthers,AUS)		21.0		32	17	26	28	103
12	Bob Pratt (Palmerston,AUS)		24.9		26	18	31	28	103
12	Jimmy De Guzman (Sta Elena,PHL)		27.8	27.7	37	20	20	26	103
13	Paddy Thorpe (Wallacia Panthers,AUS)		28.4		28	26	14	33	101
14	Richard Mittra (Cardinia Beaconhills,AUS)		28.6		27	30	19	24	100
15	Dudley Hobbs (Noosa,AUS)		20.6		19	20	18	34	91
15	Victor Dsouza (Al Zorah,IND)		21.1		22	26	17	26	91
16	Ken Heskin (Rosebud,AUS)		27.4		25	21	17	24	87
17	Shamal Karim (Kalibo,PHL)		19.5		26	20	19	17	82

18	Terry O'Connor (Woodburn,AUS)		21.4		21	20	16	24	81
19	Graham Cater (Pacific,AUS)		29.9		24	26	11	17	78
20	Tom Place (Murrumbidgee,AUS)		20.0		6	18	27	22	73
21	Phil Geary (Centenary Park,AUS)		28.8		12	13	11	15	51

# HOME CLUB COMPETITION

		Monday					Tuesday					Thursday					Friday					
		#1	#2	#3	#4	#5	#1	#2	#3	#4	#5	#1	#2	#3	#4	#5	#1	#2	#3	#4	#5	Stab
1	Orchard, PHL	44	36	31	26	26	36	35	33	31	31	38	36	36	31	31	40	38	33	30	30	672
2	Rosnay, NSW	35	32	32	31	31	41	40	34	33	33	41	33	31	27	26	34	34	32	32	28	660
3	Western Australian, WA	34	34	31	30	27	35	32	32	31	28	38	35	34	34	31	37	33	33	30	29	648
3	Darwin, NT	34	34	33	29	28	36	36	29	29	29	34	34	33	31	29	37	36	33	32	32	648
4	Hsing Fu, TAIWAN	44	35	34	28	26	36	35	34	33	25	40	35	34	33	31	37	33	26	25	22	646
4	Wallacia Panthers, NSW	32	32	31	31	30	34	30	30	30	27	39	39	32	30	30	39	38	33	30	29	646
5	Rossdale, VIC	33	32	30	28	27	35	34	32	31	29	36	36	35	31	29	35	34	32	31	29	639
6	Port Moresby, PNG	40	34	31	29	29	36	33	31	30	28	38	30	30	29	28	36	33	31	30	29	635
7	Southport, QLD	39	26	32	25	27	29	30	37	25	26	41	33	31	28	27	38	34	32	30	27	617
8	Arundel Hills, QLD	40	35	28	26	20	38	34	33	29	22	40	32	30	29	29	34	33	29	29	25	615
9	Forster Tuncurry, NSW	25	20	36	30	34	36	34	25	24	23	39	31	31	31	25	39	32	31	27	22	595
10	Waimairi Beach, NZ	39	26	25	25	23	32	31	30	29	22	38	31	29	29	17	32	29	29	28	27	571
11	Rosebud, VIC	29	29	27	25	25	36	27	27	26	25	31	28	28	27	25	35	33	30	25	24	562
12	Geraldton, WA	32	30	25	24	23	32	26	25	21	20	33	32	31	29	27	36	31	29	23	21	550
13	Strathfield, NSW	32	27	26	20	20	34	31	27	23	17	30	27	26	25	19	31	31	25	25	24	520
14	Omokoroa, NZ	37	32	30	27	25	31	26	25	24	20	32	29	23	22	19	37	33	27	20		519