



































LADIES 35-64 A GRADE










LEADERBOARD











LEADERBOARD					Mon Score		Tue Score		Thur Score		Fri Score		TOTAL		
Position	Name			Starting Index	Adjusted Index	Stab	Stroke	Stab	Stroke	Stab	Stroke	Stab	Stroke	Stab	Stroke
	GROSS	Noy Fanning (Oxley,AUS)		11.6	11.6	32	88	32	91	30	90	44	78	138	347
	1	Sarah Khouri (Southport,AUS)		18.8	16.6	31	97	37	96	37	91	39	89	144	373
	2	Genny Conner (Links Ladies,AUS)		16.9	13.3	43	83	34	93	32	91	34	90	143	357
	3	Stephanie Brakespeare (Pinjarra,AUS)		15.0	14.4	31	94	33		37	87	34	92	135	
	3	Nat Anderson (Geraldton,AUS)		18.2	17.1	35		32		35		33		135	
	5	Tracey Keown (Broome,AUS)		14.8	14.7	35	89	24	101	34	90	39	86	132	366
	6	Som Srithongsuk (Wantima,AUS)		10.4	10.3	30	89	36	86	30	90	34	88	130	353
	7	Chris May (Links Ladies,AUS)		16.6	16.5	33		27	103	35	91	34	94	129	
	8	Heather Purtill (Grafton,AUS)		11.2		33	87	29	92	27	93	39	82	128	354
	8	Karen Chenoweth (Kooyonga,AUS)		13.5		30	93	32	92	32	90	34	91	128	366





▲	10	Andrea Carruthers (Links Ladies,AUS)		13.8	13.7	34		28		30		34		126	
▲	11	Aom Kongchan (Kooringal,AUS)		13.5	13.4	34	93	29	96	29		32		124	
▼	12	Gina Thorne (Rossdale,AUS)		13.0		31		30	93	33	89	29	92	123	
▼	13	Jo Webber (Shoalhaven Heads,AUS)		13.8		31	92	31	93	30	93	30	97	122	375
▲	14	Suzie Brown (Manly,AUS)		14.3		27		29	96	29		33		118	
▲	15	Dani Hunt (Mandurah,AUS)		3.6		27		29	85	29	84	31	81	116	
▲	16	Caro Miratana (Norfolk Island,NF)		17.0		23	103	29	98	30	100	33		115	
▼	17	Kerry Cable (Links Ladies,AUS)		18.0	17.9	35		29	106	29	99	21	111	114	
▼	18	Augustine Hovanne (Garden Golf de Dumbéa,		10.9		29		27		33		24		113	
▼	19	Sharon Dowd (Wantima,AUS)		18.4		29		27		33	95	23		112	
▲	20	Sandy Cable (Links Ladies,AUS)		14.6		25		22	104	33	91	30		110	
▲	21	Joanne Phelan (Wantima,AUS)		18.3		23		21		29	100	28		101	
▲	22	Suzette Ma (Sanctuary Lakes,AUS)		13.9		24		21	108	30		22		97	
▲	23	Som Phochai (Lae,PNG)		10.5		25	94	16	107	23	98	27	93	91	392

LADIES 35-64 B GRADE

LEADERBOARD





















					Mon Score	Tue Score	Thur Score	Fri Score	TOTAL	
Position	Name			Starting Index	Adjusted Index	Stab	Stab	Stab	Stab	Stab
■	1	Maryke Stockbridge (Links Ladies,AUS)		20.9	13.1	37	35	46	31	149
▲	2	Jane Hagan (Long Reef,AUS)		19.6	17.4	33	35	37	39	144
▲	3	Tomi Araki (Kidugawa,JAP)		36.0	35.9	31	25	39	46	141
▲	4	Katrina Gibson (Wantima,AUS)		20.0	18.4	32	31	40	36	139
▲	5	Kyueng Ran Choi (Asiad,KOR)		20.0	19.9	30	30	36	39	135
▲	6	Audrey Buckingham (Wantima,AUS)		20.3	19.9	33	30	37	33	133
▲	6	Dee Rust (Hartfield,AUS)		24.8	23.8	36	38	27	32	133
▼	6	Sharyn Sargeant (Southport,AUS)		35.5	31.7	29	34	44	26	133
■	9	Hye Lyun Kim (Asiad,KOR)		22.0	21.9	36	30	32	34	132




■	9	Karey Waterhouse (Kaitake,NZ)		27.8	27.7	34	29	35	34	132
▼	9	Cherie Cawdron (Windross Farm,NZ)		22.1	19.7	37	34	33	28	132
▼	12	Maree Logan (Wantima,AUS)		31.8	28.4	43	28	35	19	125
▲	13	Jo Evans (Brighton Lakes,AUS)		21.0	20.9	22	32	37	33	124
▲	13	Monica Bennion (Alice Springs,AUS)		34.3	34.2	26	36	31	31	124
▼	13	Naomi Thompson (Norfolk Island,AUS)		21.1	21.0	30	31	35	28	124
▲	16	Vicki Hinkelbein (Gainsborough Greens,AUS)		19.4		32	26	32	33	123
▼	17	Marion Buckley (Murrumbidgee,AUS)		20.3		32	29	33	27	121
▼	18	Linda Harrison (Pacific Harbour,AUS)		19.4	19.3	30	23	39	28	120
▲	19	Hayley Hall (Hartfield,AUS)		19.2		26	32	30	25	113
▼	20	Maureen Crawford (The Vines,AUS)		25.6		26	31	33	22	112
■	21	Denise Semple (Wantima,AUS)		22.2		31	24	25	25	105

■	22	Faye O'Brien (Emerald Downs,AUS)		21.0		22	25	27	27	101
▲	23	Julie Urbano (Links Ladies,AUS)		24.5		21	24	28	27	100
▼	24	Jo Hawke (Settlers Run,AUS)		27.3		21	27	26	18	92
■	25	Jern Mischefski (Waihi,NZ)		35.0		31	18	21	20	90

LADIES 65+ A GRADE










LEADERBOARD

LEADERBOARD					Mon Score		Tue Score		Thur Score		Fri Score		TOTAL			
Position	Name			Starting Index	Adjusted Index	Stab	Stroke	Stab	Stroke	Stab	Stroke	Stab	Stroke	Stab	Stroke	
	GROSS	Sue Martin (Kooindah Waters,AUS)			18.6	13.9	39	90	38	91	34	94	37	89	148	364
	1	Karan Barnes (Links Ladies,AUS)			23.1	19.3	40	93	38	95	29	99	39	93	146	380
	2	Wendy Thompson (Emerald Downs,AUS)			18.4	16.2	38	90	38	91	29	95	36	92	141	368
	3	Christine Goss (Links Ladies,AUS)			22.4	22.3	34	99	29	110	34		41		138	
	4	Shirley Owen (Wallacia,AUS)			20.1	19.3	40	91	33	96	28	101	36	97	137	385
	5	Narelle Hannan (Western Australian,AUS)			21.9	21.1	32		32	102	37		35		136	
	6	Deb Smith (Wantima,AUS)			20.1		31	100	33	99	35		36		135	
	7	Suzie Cash (Wantima,AUS)			18.2		27	101	25	106	32	95	35	95	119	397
	8	Suzie Malligan (Caboolture,AUS)			22.7		29		31		30		28		118	
	8	Julie McNeill (Collier Pines,AUS)			11.6	11.5	28	92	35	87	30	90	25	100	118	369

▲	10	Marion Dunsmore (Hartfield,AUS)		11.3		31	89	23	101	29	91	33	89	116	370
▼	10	Helen Ellis (Forster Tuncurry,AUS)		20.5		30	100	27	106	30	101	29	106	116	413
▲	12	Sandy Sladen (Waimairi Beach,NZ)		20.4		28	102	22	112	28		36		114	
▼	13	Deb Love (Wantima,AUS)		17.1		30	95	24		29		30	98	113	
▼	13	Jo-Ellen Thorpe (Wallacia,AUS)		19.3		31	97	22	115	30	101	30	101	113	414
▼	15	Ann Gibbons (Grafton,AUS)		22.2		29	105	25		27		28		109	
▲	16	Bernice Knox (Links Ladies,AUS)		16.0		24		27		25		29		105	
▼	17	Carol Hunter (Dongara,AUS)		18.1		27	101	23	110	29		20		99	
■	18	Leonie Mogridge (Spalding Park,AUS)		20.1		22		23		29		18		92	

LADIES 65+ B GRADE

LEADERBOARD





















LEADERBOARD					Mon Score	Tue Score	Thur Score	Fri Score	TOTAL	
Position	Name		Starting Index	Adjusted Index	Stab	Stab	Stab	Stab	Stab	
▲	1	Judith McLachlan (Links Ladies,AUS)		30.9	28.0	39	32	34	36	141
▼	2	Marney Pearse (Gin Gin,AUS)		25.1	21.3	37	30	40	30	137
▼	3	Bev Moxham (Gin Gin,AUS)		24.0	21.1	36	29	40	28	133
▲	4	Mary Wullemin (Jurien Bay,AUS)		25.4	25.3	34	28	36	34	132
▼	5	Patsy Thompson (Wantima,AUS)		26.9	26.4	37	34	29	31	131
▲	6	Sandra Gill (Wantima,AUS)		23.7		33	28	31	36	128
▲	7	Alison Bridgland (Links Ladies,AUS)		23.7	23.6	36	26	31	33	126
▲	7	Susan Allen (Links Ladies,AUS)		26.0	25.9	35	24	35	32	126
■	7	Jenny Turnbull (Kareela,AUS)		28.8		32	32	31	31	126


▲	10	Vicki Adams (Waimairi Beach,NZ)		28.0	27.9	27	29	34	29	119
▼	10	Helen Nolan (Albury,AUS)		45.0		39	26	34	20	119
▲	12	Denise Chant (Wallacia,AUS)		28.9	28.8	34	26	30	27	117
▼	12	Jan Pilgrim (Grafton,AUS)		30.1		32	29	31	25	117
▲	14	Jan Rose (Wantima,AUS)		25.8		29	28	32	27	116
▼	14	Vicki Watts (Links Ladies,AUS)		38.1		32	30	30	24	116
▼	14	Helen Kouzinas (Links Ladies,AUS)		23.9		32	29	31	24	116
▲	17	Nancy Boswell (Links Ladies,AUS)		28.8		24	32	28	28	112
▲	18	Julie Clarkson (Dongara,AUS)		35.1		29	24	28	28	109
▲	18	Kaye Batt (Mandurah,AUS)		30.2		28	26	28	27	109
▲	20	Nicola Hanrahan (Murrumbidgee,AUS)		28.2		25	26	30	26	107
▼	21	Karilyn Johnston (Waimairi Beach,NZ)		24.6		24	30	32	19	105















▲	22	Kerry Hall (Hartfield,AUS)		25.5		27	17	25	35	104
■	23	Glenys Panfilow (Waimairi Beach,NZ)		34.2		25	20	28	24	97
▲	24	Heather Chaplin (Dongara,AUS)		33.0		20	19	23	23	85








MEN 35-60 A GRADE

LEADERBOARD

LEADERBOARD					Mon Score		Tue Score		Thur Score		Fri Score		TOTAL		
Position	Name			Starting Index	Adjusted Index	Stab	Stroke	Stab	Stroke	Stab	Stroke	Stab	Stroke	Stab	Stroke
	GROSS	Pete Bennett (Redland Bay,AUS)		0.6	0.6	37	72	30	78	32	77	36	73	135	300
	1	Peter Grant (Southport,AUS)		8.6	4.8	35	84	37	80	40	78	36	78	148	320
	2	Markus Brake (Emirates,UAE)		7.8	4.9	37	80	37	79	36	80	34	79	144	318
	3	Nick Quinn (Nudgee,AUS)		6.3	4.2	35	81	37	78	35	79	36	77	143	315
	4	Alec Liddell (Merewether,AUS)		9.3	8.5	37	82	33	88	33	86	38	79	141	335
	5	David Jones (Emirates,UAE)		9.5	8.5	34	85	33	85	36	85	37	80	140	335
	6	Bomber Brown (Kwinana,AUS)		7.3	5.6	38		33	83	35	80	31	86	137	
	7	Shane Thompson (Commercial,AUS)		7.8	7.1	34	83	33	86	35	82	34	82	136	333
	7	Grant Kubica (Kooindah Waters,AUS)		9.4	9.0	32	87	37	81	32	87	35	83	136	338
	7	Gabriel Tresols (Southport,AUS)		8.0	7.8	34	84	30	88	36	82	36	81	136	335










▲	10	Brett Effting (Albury,AUS)		8.0		34	84	34	83	31	89	35		134	
---	----	----------------------------	--	-----	--	----	----	----	----	----	----	----	--	-----	--











▲	10	Gary Chenoweth (Kooyonga,AUS)		7.9	7.8	29	88	34	83	35	82	36	82	134	335
▼	12	David Bennett (Club Mandalay,AUS)		6.5	6.1	32	85	37	78	32	84	32	83	133	330
▼	12	Tim Rust (Hartfield,AUS)		3.8	3.7	35	77	29	83	36	76	33	79	133	315
▼	14	Phill Townsend (Nudgee,AUS)		10.6	9.6	30	93	33	87	41		27		131	
▲	15	Chris Hagarty (Liverpool,AUS)		6.1	6.0	30	85	35	80	30	85	34	81	129	331
▲	15	Brett Gaydon (Doha,QAT)		7.1	7.0	29	90	36	80	29	90	35	82	129	342
▲	17	Scott Stopinski (Las Vegas Paiute,USA)		3.7		32	80	32	81	29	83	35	77	128	321
▼	18	Pete Hawken (Townsville,AUS)		2.0	1.9	35	75	30	82	29	81	30	80	124	318
▼	19	Jack Jaktar Singh (Miri,MYS)		8.8		33	91	31	87	33	88	26	92	123	358
▲	19	Pete Fishlock (Merewether,AUS)		4.5		31	82	30	84	31		31		123	
▼	21	Brett Ipson (Pacific,AUS)		6.9		29	88	31	85	33	83	29	87	122	343
■	22	George Pinney (Woodbridge,UK)		6.6	6.5	34	83	31	85	26	88	30	87	121	343
■	23	Alan Coughlan (Pacific Harbour,AUS)		8.4		27	92	27	91	32	86	31	86	117	355
■	24	Dave Russell (Dubai Hills,UAE)		9.3		31	88	29	89	25		30		115	










▲	25	Wayne Cook (Rockhampton,AUS)		7.0		30	86	29	87	22		31	85	112	
▼	26	Gav Hunt (Noosa,AUS)		11.4	11.3	21	101	34	87	30	92	26	95	111	375
■	27	Jerry Florindo (Ranfurlie,AUS)		11.2		26	97	32	89	26	96	26	99	110	381
▼	28	Gavin Fitt (Queanbeyan,AUS)		8.3		23		31		31		24		109	
■	28	Amer Faruque (Islamabad,PAK)		6.0		26	93	28	90	27	87	28	89	109	359
▼	30	John Stergiou (The National,AUS)		0.3		23	87	30	78	28		24		105	
■	31	Simon Cummins (The National,AUS)		5.4		25	92	25	90	25	89	27	86	102	357

MEN 35-60 B GRADE

LEADERBOARD










LEADERBOARD					Mon Score	Tue Score	Thur Score	Fri Score	TOTAL	
Position	Name		Starting Index	Adjusted Index	Stab	Stab	Stab	Stab	Stab	
▲	1	Richard Meyrick (Point Lonsdale,AUS)		15.0	12.5	39	34	33	37	143
▲	2	Michael Lamparelli (Rockhampton,AUS)		16.0	14.2	35	37	32	37	141
▼	3	Peter Mutimer (Latrobe,AUS)		16.0	13.5	39	35	32	34	140
■	4	Pete Somers (Koorringal,AUS)		12.6	11.2	41	30	34	32	137
▲	5	Fred Eldick (Carnarvon,AUS)		13.9		35	25	39	37	136
▲	5	Paul Baker (Tieke,NZ)		12.8	12.3	29	35	37	35	136
▲	7	Richard Perkins (Stonecutters Ridge,AUS)		13.8	13.7	32	27	36	39	134
▲	7	Chris Anngow (Waimairi Beach,NZ)		13.0	12.9	32	35	29	38	134
▲	7	Ernie Dingo Corkill (Rockhampton,AUS)		14.1	13.2	30	40	32	32	134

▲	10	Steve Gibson (Wantima,AUS)		11.6	11.5	29	39	26	39	133
▲	10	Scott Dowd (Wantima,AUS)		14.1	14.0	30	33	35	35	133
▲	10	David Smith (Bonnie Doon,AUS)		12.5		30	37	32	34	133
▼	13	Andy Sassine (PGA National)		15.8		28	35	36	33	132
▼	13	Russell Elliott (Thurgoona,AUS)		12.1	11.6	28	39	34	31	132
▼	15	Tony Hawke (Settlers Run,AUS)		13.1	12.1	39	35	29	28	131
▼	16	Andrew Lindley (Emirates,UAE)		16.1	12.2	35	35	39	21	130
▼	17	Doug Putt (Wonthaggi,AUS)		12.5	12.4	29	34	35	30	128
▼	17	Brian Stonor (The Vines,AUS)		15.0	12.8	33	35	37	23	128
▼	19	Dale Courtney (Omokoroa,NZ)		16.0	15.9	37	30	30	30	127
▼	20	Steve Hartwell (Pacific Harbour,AUS)		15.6		34	27	38	27	126
▲	21	Jeremy Kirkwood (Barwon Heads,AUS)		16.3	16.2	24	36	31	34	125








▲	22	Rod Cox (Joondalup,AUS)		14.2		31	32	25	31	119
▲	23	Allan Menzies (Doha,UK)		11.6		26	33	31	28	118
▼	23	Tony Cooling (Sea View,AUS)		15.1		29	32	31	26	118
▼	23	Andy King (Yamba,AUS)		15.2	15.1	26	34	32	26	118
■	26	Brent Duggan (Nudgee,AUS)		15.0	14.9	22	30	36	29	117
▼	26	Craig Menzies (Dubai Hills,UAE)		13.8	13.7	28	29	36	24	117
■	28	Kenny Hatter (Wallacia,AUS)		13.9	13.8	35	21	30	26	112
■	29	Danny McLoughlin (Townsville,AUS)		16.3		29	32	22	24	107
■	30	Shane Ngataki (Bottle Lake,NZ)		16.4		26	29	20	26	101

MEN 35-60 C GRADE

LEADERBOARD











					Mon Score	Tue Score	Thur Score	Fri Score	TOTAL	
Position	Name			Starting Index	Adjusted Index	Stab	Stab	Stab	Stab	Stab
▲	1	Phil Hommelhoff (Lae,PNG)		19.0	15.7	30	38	41	40	149
▲	2	Tony Casey (The Glades,AUS)		24.3	18.8	37	33	41	37	148
▲	3	Brent Andrews (Waimairi Beach,NZ)		24.0	20.2	37	42	30	37	146
▼	4	Paul Barrett (Fitzroy,NZ)		29.9	22.9	36	38	39	30	143
▲	5	Bren Butler (SGA,AUS)		30.4	27.5	28	40	37	37	142
▼	6	Jeff Bruhn (Thurgoona,AUS)		16.6	11.1	38	35	40	28	141
▲	7	Rusty O'Brien (Yeppoon,AUS)		20.9	18.0	41	29	35	35	140
▼	8	Wayne Pinna (Oxley,AUS)		18.0	15.3	33	32	43	30	138
▼	8	Ron Sommer (Grafton,AUS)		21.6	14.3	35	37	43	23	138








▼	10	Dean Page (Heathcote,AUS)		18.1	15.9	37	31	37	32	137
▲	11	Jock Harris (Pacific Harbour,AUS)		20.1	20.0	36	36	23	38	133
▲	12	Darren Butler (SGA,AUS)		19.2	19.1	33	34	27	36	130
▲	13	Mikey Arthur (Waimairi Beach,NZ)		17.3	17.2	29	34	26	40	129
▲	14	Bob Starkey (Pacific Harbour,AUS)		16.7	16.6	36	22	34	36	128
▼	15	David Brogan (Redland Bay,AUS)		29.0	28.9	35	29	32	30	126
▼	16	Paul Feest (Shoalhaven Heads,AUS)		17.2	17.1	38	22	33	29	122
▲	17	Phil Cawdron (Windross Farm,NZ)		19.2		31	20	33	36	120
▲	18	Ryan Buckingham (Wantima,AUS)		17.0	16.9	34	20	28	34	116
▼	18	Ian Mutimer (Glen Waverley,AUS)		17.4		32	33	27	24	116
▼	20	Anthony Tracey (Pioneer Valley,AUS)		21.6		32	26	27	29	114
▼	20	Peter Kennedy (Wantima,AUS)		20.7		32	30	25	27	114






▲	22	Dougie Robertson (Doha,QAT)		25.1	25.0	35	20	24	32	111
▼	23	Krishna Kumar (Royal Norwich,UK)		20.3	20.2	27	34	24	25	110
■	24	Steve Fanning (Lae,PNG)		26.0		18	23	33	28	102
■	25	Upendra Deglurkar (Oxford,IND)		16.6		16	27	26	27	96
▲	26	Lance Evans (Pioneer Valley,AUS)		18.3		21	25	19	25	90
▲	27	Terry Quigg (Beauesert,AUS)		21.0		12	27	24	26	89
▼	27	Hayden Quigg (My Online GC,UK)		28.0		19	23	25	22	89

MEN 61-68 A GRADE










LEADERBOARD

LEADERBOARD					Mon Score		Tue Score		Thur Score		Fri Score		TOTAL		
Position	Name			Starting Index	Adjusted Index	Stab	Stroke	Stab	Stroke	Stab	Stroke	Stab	Stroke	Stab	Stroke
👑	GROSS	Michael Dunsmore (Hartfield,AUS)		2.4	1.9	34	77	30	81	39	72	32	78	135	308
■	1	George Khouri (Southport,AUS)		11.8	6.5	40	81	34	86	43	77	34	86	151	330
■	2	Jeff McGowan (Coolangatta Tweed,AUS)		8.5	4.6	38	80	37	80	38	78	30	83	143	321
▲	3	Con Panias (The National,AUS)		5.6	4.2	30	85	37	77	38	78	36	77	141	317
▼	4	Glenn Morgan (Sandhurst,AUS)		8.9	5.9	33	87	38	80	40	78	28	87	139	332
▼	5	Andrew Bylart (Rosebud,AUS)		11.4	9.3	37	84	35	85	35	86	31	88	138	343
▲	5	Jim McNeill (PGN,AUS)		8.7	8.1	30	88	31	88	41	77	36	84	138	337
▼	7	Ian Jarman (Metropolitan,AUS)		11.7	10.9	34	88	34	87	34	90	32	89	134	354
▲	7	Derek Montague (Gainsborough Greens,AUS)		10.7	10.5	30	91	35	85	35	87	34	86	134	349
▼	9	Greg Ellis (Forster Tuncurry,AUS)		3.2	2.9	33	79	38	74	31	80	31	80	133	313













▲	10	Joe Kelleher (Thurgoona,AUS)		10.1	10.0	31	88	32	89	35	85	33	86	131	348
▼	11	John Houghton (Wynnum,AUS)		11.1	10.9	30		32		38		30		130	
■	11	Mick Hartas (Royal Canberra,AUS)		10.9		32	88	31	92	36	84	31	90	130	354
▼	13	Al Brown (Horizons,AUS)		9.3		30		32	86	37	82	30	88	129	
▲	13	David Holst (Glenelg,AUS)		10.5	10.4	31	90	41	79	24	98	33	87	129	354
▼	15	Tom Shea (Rancho Bernando,USA)		5.2	5.1	31	83	32	83	34	80	28	86	125	332
▲	15	Nazar Kullar (Birstall,UK)		6.0		30	86	29	86	27	88	39	76	125	336
▲	17	Roy Winter (Darwin,AUS)		7.3		32	85	30	86	29	88	33	83	124	342
▼	18	Dave Brown (Manly,AUS)		5.4	5.3	36		31		28	86	28		123	
▲	18	Steve Delprado (Leura,AUS)		11.5		30	92	27	96	29		37	84	123	
▼	20	Sameer Ambegaonkar (Oxford,IND)		9.9	9.8	26	93	37	80	30	90	26	95	119	358
■	20	Pascal De Garrigues (Emirates,UAE)		11.8		29		29	92	32	90	29	95	119	
▲	20	Ralph Wittwer (Murrumbidgee,AUS)		10.7	10.6	27		35		26		31		119	
▼	23	Chris Hickey (Bankstown,AUS)		8.5		32		33	85	29	88	24		118	


▼	24	Les Dick (Melville Glades,AUS)		9.2		31		27		28		28		114	
▲	24	Wes Wesley (Hope Island,AUS)		11.9	11.8	21		34	87	29	96	30	93	114	
▼	26	Steve Warburton (Keysborough,AUS)		4.3		30	86	31	82	28	87	22	89	111	344
▲	27	Brett Whitaker (Paiute Resort,USA)		9.1		28	91	32	85	21		23		104	
▲	28	Beat Wey (Sukhothai,THA)		11.3		26	98	14	108	29	96	16	108	85	410

LEADERBOARD










LEADERBOARD					Mon Score	Tue Score	Thur Score	Fri Score	TOTAL	
Position	Name		Starting Index	Adjusted Index	Stab	Stab	Stab	Stab	Stab	
■	1	Raju Nageshkar (Oxford,IND)		17.0	8.8	38	41	41	34	154
▲	2	Francis Chai (Rydges Formosa,NZ)		17.6	13.3	36	38	36	34	144
▼	3	Owen Purdon (Sanctuary Cove,AUS)		15.9	11.2	36	31	45	26	138
▲	4	Peter Ablett (Phillip Island,AUS)		12.4	12.3	36	30	30	40	136
▲	5	Peter Ward (Thaxted Park,AUS)		12.3		31	33	30	40	134
▼	6	Brett Franklin (Hartfield,AUS)		18.4	17.7	39	34	28	32	133
▲	7	Tony Aked (Coolangatta Tweed,AUS)		12.0	11.9	31	39	25	37	132
▲	7	Chris Hand (Waimairi Beach,NZ)		15.8	15.7	32	34	29	37	132
▲	9	Mark Frost (St. Michael's,AUS)		14.8	14.7	26	35	36	34	131

▼	9	Peter Gibbons (Grafton,AUS)		14.4	14.1	33	33	34	31	131
▲	11	Doug Adams (Waimairi Beach,NZ)		13.2	13.1	31	28	36	35	130
▼	12	Sparky Crossley (The Glades,AUS)		13.9		37	29	33	30	129
▲	13	Doug Miles (Rockhampton,AUS)		14.9	14.8	34	33	23	38	128
▼	14	Dennis Hanscombe (Fitzroy,NZ)		13.7	13.6	30	30	36	31	127
▼	14	Rowan Armstrong (Tauranga,NZ)		15.7	15.3	38	28	34	27	127
▼	16	Santosh Bandiwdekar (Oxford,IND)		17.0	16.6	26	34	40	26	126
▲	17	John Angus (Ranfurlie,AUS)		17.0	16.9	28	35	28	33	124
▼	17	Nigel Campling (England Golf,UK)		18.4	18.3	33	36	29	26	124
▼	19	Wayne Lowe (Sandhurst,AUS)		17.0	16.9	23	35	37	27	122
▲	20	Michael Harms (Anglesea,AUS)		15.1		30	31	27	33	121
▲	21	Wilson JS Samson (Oxford,IND)		16.0		26	28	31	33	118












▲	21	Alan Wood (Kareela,AUS)		12.4	12.3	36	27	23	32	118
▼	21	Ken Cheeseman (Stonecutters Ridge,AUS)		12.8	12.7	29	34	30	25	118
▲	24	Mike Johnston (Waimairi Beach,NZ)		15.7		26	26	29	33	114
■	25	Mal Logan (Wantima,AUS)		14.1	14.0	27	24	34	27	112
▼	26	Pradeep Havaladar (Oxford,IND)		17.9		29	28	29	25	111
▲	27	Peter Martin (Chatswood,AUS)		14.5	14.4	37	24	22	27	110
■	27	Paul O'Brien (Emerald Downs,AUS)		17.0		24	33	27	26	110
▼	29	Das Nambiar (Abu Dhabi,UAE)		13.3	13.2	31	28	34	16	109
▲	30	Jean-Paul Fong (Garden Golf de Dumbéa,NC)		16.6		21	25	25	36	107
■	31	Alex Livingstone (Pacific Harbour,AUS)		14.5		24	32	24	26	106
■	32	Shireesh Sathe (Oxford,IND)		14.9		31	27	21	25	104
▼	33	Nindi Matharu (Stonebridge,UK)		18.0	17.9	35	30	17	21	103

■	34	Rajeev Kulkarni (Oxford,IND)		15.4		14	27	22	28	91











LEADERBOARD















LEADERBOARD					Mon Score	Tue Score	Thur Score	Fri Score	TOTAL	
Position	Name		Starting Index	Adjusted Index	Stab	Stab	Stab	Stab	Stab	
▲	1	Allan Cameron (Pioneer Valley,AUS)		19.7	17.6	33	40	33	38	144
▲	2	Thomas Dargatz (Victoria,GER)		27.4	24.0	36	32	38	37	143
▲	3	Frank Bell (Cardinia Beaconhills,AUS)		30.0	27.6	32	31	42	37	142
▲	4	Alan Crawford (Dorset,AUS)		24.3	21.9	28	33	44	36	141
▼	5	Avinash Totade (Oxford,IND)		19.1	15.9	29	41	38	32	140
▲	6	Rod Owen (Wallacia,AUS)		19.5	19.4	32	28	38	36	134
▼	6	Grant Saunders (Wembley,AUS)		21.5	16.2	39	30	41	24	134
▲	8	Larry Sargeant (Southport,AUS)		19.6	19.5	37	34	24	38	133
▲	9	Greg Thorpe (The Grange,AUS)		19.0	18.9	34	30	31	37	132




▲	9	Chris Thorne (Rossdale,AUS)		24.9	24.8	36	34	28	34	132
▲	9	Brian Fisher (Sarina,AUS)		30.9	30.1	35	33	33	31	132
▲	12	Russell Brown (Sandy Gallop,AUS)		21.6	21.5	41	34	22	34	131
▼	12	Rory Trotter (The Cut,AUS)		23.7	21.3	32	35	37	27	131
▼	14	David Amory (Eastern,AUS)		19.6	19.2	39	27	34	30	130
▼	15	Shane McGuire (GGC,AUS)		23.3	21.9	39	25	38	26	128
▼	15	Bruce Mathison (SGA,AUS)		19.2	16.3	31	40	36	21	128
■	17	Peter Dawson (Kwinana,AUS)		19.0	18.9	24	34	38	31	127
▲	18	Raju Bala (Abu Dhabi,UAE)		21.0		32	30	31	33	126
▼	18	Dave Vaughn (Penrith,AUS)		24.2	24.1	31	31	35	29	126
▼	20	Mark Yalden (Omokoroa,NZ)		19.0	18.9	31	34	32	28	125
▲	21	Frank Huber (Wonthaggi,AUS)		22.1	22.0	27	37	29	30	123

▼	21	John Vaughn (Twin Creeks,AUS)		20.6		31	31	33	28	123
▲	23	Gary Hewton (Lae,PNG)		19.0	18.9	31	23	35	33	122
▲	23	Rod Watts (Bogeyman,AUS)		19.0		31	31	28	32	122
▼	25	Greg Morris (Pioneer Valley,AUS)		26.0	25.9	26	32	36	26	120
▲	26	Masa Ichikawa (Kidugawa,JAP)		24.0		31	29	29	30	119
▲	27	Daniel Buckley (Murrumbidgee,AUS)		19.7		30	29	28	31	118
▼	27	Rod Davitt (Eastern,AUS)		18.5	18.4	35	30	25	28	118
▼	29	Paul Deguara (Wallacia,AUS)		19.8		28	33	29	27	117
▲	30	Lindsay Terrell (Noosa,AUS)		18.5		31	23	28	30	112
▼	31	Colin Braithwaite (Medway,AUS)		18.8		28	32	23	23	106
■	32	David Alberton (Southern,AUS)		21.1		26	27	25	26	104










LEADERBOARD













LEADERBOARD					Mon Score		Tue Score		Thur Score		Fri Score		TOTAL		
Position	Name			Starting Index	Adjusted Index	Stab	Stroke	Stab	Stroke	Stab	Stroke	Stab	Stroke	Stab	Stroke
👑	GROSS	Roger Bortfield (Ryde Parramatta,AUS)		9.1	6.8	37	82	35	82	36	82	31	83	139	329
▲	1	Terry Theakstone (Newcastle,AUS)		13.9	11.7	28	999	39	84	41	83	35	86	143	
■	2	Ian Young (Coolangatta Tweed,AUS)		13.7	10.8	36	88	35	999	39	85	30	94	140	
■	2	Gavin Jensen (Tin Can Bay,AUS)		11.3	8.4	37	85	35	85	38	82	30	87	140	339
▼	4	James March (Tauranga,NZ)		15.8	11.5	41	86	33	90	37	88	27	95	138	359
▲	5	Victor Danko (Manly,AUS)		16.1	16.0	34	93	32	94	31		38		135	
▲	5	Paul Smith (Hope Island,AUS)		16.0	15.9	33	93	29	98	36	85	37	91	135	367
▲	5	Ron Thomson (Avondale,AUS)		10.9	10.8	31	90	27	93	40	81	37	83	135	347
▲	8	Chris Cunninghame (Waimairi Beach,NZ)		16.2	16.1	30	98	31		34		39		134	
■	8	Chris Bridgland (Kwinana,AUS)		14.0		32	92	33		33		36		134	

▼	10	Nick Helms (Tauranga,NZ)		14.9	14.2	34	92	27	96	40	86	32	93	133	367
▼	11	David Shearer (Magenta Shores,AUS)		15.9	13.4	43	82	28	97	35	89	26	98	132	366
■	12	Raji Banwaiti (Siam CC,THA)		7.6	7.5	31		31		34		35	82	131	
▼	12	Ian Duncalf (Omokoroa,NZ)		14.7	14.4	38	88	29	94	33		31		131	
▼	14	JP Cuvelier (Blue Canyon,THA)		13.8	13.7	31	93	28	95	37	87	34	89	130	364
▲	15	Terry Mischefski (Waihi,NZ)		16.4	16.3	25		26		36	90	41		128	
▼	15	Charles Langford (St. Michael's,AUS)		16.0	15.9	35	92	28		33		32		128	
■	17	Amrit Prasad (Wantima,AUS)		13.0	12.9	39	86	30	92	25	98	32	90	126	366
▲	18	Alan Fitt (Gainsborough Greens,AUS)		15.4		28	93	28		31		35		122	
▼	18	Batts Battle (Melville Glades,AUS)		9.5	9.4	28	94	36	82	31	90	27	94	122	360
▼	20	BB Barsdell (Omokoroa,NZ)		13.7	13.6	32		25		34		30		121	
▼	21	Baz Mason (Omokoroa,NZ)		12.6		28	94	32	90	30	94	30	93	120	371
▲	22	Dave Marshall (Hartfield,AUS)		15.7		24		31		28		34		117	
▼	23	Bill Pinney (Woodbridge,UK)		6.7		24	94	30	90	30	85	29	88	113	357

■	24	John Herlihy (Tin Can Bay,AUS)		14.0		31	93	21	104	28	95	30		110	
▲	25	Merv Rogers (Patterson River,AUS)		14.0		26		24		21		16		87	
▲	26	Graeme Rose (Wantima,AUS)		11.7		16		22	99	19		29		86	










LEADERBOARD











LEADERBOARD					Mon Score	Tue Score	Thur Score	Fri Score	TOTAL	
Position	Name		Starting Index	Adjusted Index	Stab	Stab	Stab	Stab	Stab	
▲	1	John De Rosa (Royal Fremantle,AUS)		19.9	18.8	30	36	37	41	144
▲	2	Eric Butler (Pacific Harbour,AUS)		20.7	18.6	39	27	38	34	138
▼	3	John Palombo (Parkwood,AUS)		20.3	15.4	39	36	34	28	137
▲	4	Ed Power (Faithlegg,PRT)		17.0	16.7	32	38	31	35	136
▼	4	Mike O'Hara (Balgowlah,AUS)		20.9	18.1	36	35	34	31	136
▼	4	Graeme Smith (Grafton,AUS)		20.0	14.6	34	40	36	26	136
▼	7	Arcot Arvind (Karnataka G.A,IND)		19.4	17.9	29	34	41	31	135
■	8	Stuart Wilson (Bribie Island,AUS)		20.8	20.7	37	33	30	33	133
■	9	Jim Thomas (Southport,AUS)		20.5		31	31	37	32	131








■	10	Greg Laforest (Yamba,AUS)		17.0		33	33	32	31	129
■	11	Robert Bower (Royal Fremantle,AUS)		19.6	19.5	36	28	33	29	126
▲	12	Graham Guy (West Coast,AUS)		21.5	21.4	23	34	30	36	123
▲	13	Stanley Reid (Helensvale,AUS)		19.6		27	30	31	34	122
▼	14	Victor Dsouza (Pilicula,IND)		21.1		33	28	33	27	121
■	15	Mike Young (Woodbridge,UK)		17.7		29	28	30	33	120
▼	16	Peter Shea (Massey Park,AUS)		20.8		27	32	28	30	117
▼	16	Nick Smith (Kooindah Waters,AUS)		16.7	16.6	26	38	26	27	117
■	18	Allan Barnes (Bogeyman,AUS)		19.4	19.3	30	21	34	30	115
■	19	David Browne (Waitikiri,NZ)		21.8		28	28	27	29	112
■	20	Derek Weston (Rosebud,AUS)		17.8		27	25	28	30	110
■	21	John Harris (Pacific Harbour,AUS)		20.4		29	28	21	28	106

▲	22	Bob Turns (Grafton,AUS)		18.4		24	26	25	29	104
▼	23	Norm Rogers (The Glades,AUS)		21.7		33	21	24	23	101
■	24	Peter Nolan (Albury,AUS)		20.5		22	28	22	28	100
▲	25	Michael Mulholland (Sammons Links,USA)		19.0		18	15	11	18	62

LEADERBOARD

LEADERBOARD					Mon Score	Tue Score	Thur Score	Fri Score	TOTAL	
Position	Name		Starting Index	Adjusted Index	Stab	Stab	Stab	Stab	Stab	
■	1	Tony Kennedy (Pacific Harbour,AUS)		25.3	21.9	41	28	37	38	144
▼	2	Rob Hannan (Western Australian,AUS)		27.2	23.8	39	30	37	37	143
■	3	Don Conner (Bogeyman,AUS)		22.0	19.6	39	29	36	33	137
▲	4	Dick Perkins Snr (Pymble,AUS)		22.8	21.8	35	32	34	35	136
▼	5	John Evans (Brighton Lakes,AUS)		28.2	26.3	33	35	35	30	133
▲	6	Tony Micallef (Everglades,AUS)		24.8		32	29	38	30	129
▲	7	Chris Williams (Dunheved,AUS)		22.5		26	29	31	36	122
▼	7	Jon Sladen (Waimairi Beach,NZ)		24.2	22.3	34	32	37	19	122
▲	9	Gary Westbrook (Olinda,AUS)		23.7		28	33	28	32	121

▲	9	Ross Chant (Wallacia,AUS)		31.9		29	31	33	28	121
▼	11	Jack O'Connell (Commonwealth,AUS)		24.2	24.1	32	27	35	25	119
▲	12	Bill Allen (Bogeyman,AUS)		35.5		29	28	22	38	117
▲	12	A.J. Pidcock (Grafton,AUS)		22.8		27	32	30	28	117
▲	12	Jim Dwyer (Stonecutters Ridge,AUS)		25.9		27	30	32	28	117
▼	12	Keith Inall (Toronto,AUS)		25.5	25.4	25	40	27	25	117
▲	16	Alby Serman (Gin Gin,AUS)		28.7		24	31	33	27	115
▼	16	Richard Pydde (Patterson River,AUS)		22.0		29	32	30	24	115
▼	18	Ian Pickens (Western Australian,AUS)		23.5		28	30	31	25	114
▼	19	Barry Lathwell (Wantima,AUS)		22.7		33	29	29	22	113
▼	20	Prafull Shingote (Oxford,IND)		26.3	26.2	21	37	29	25	112
▼	20	Bops Bopardikar (Oxford,IND)		26.3		33	33	29	17	112

■	22	Jinendra Munot (Oxford,IND)		24.0		28	26	25	31	110
▼	23	Geoff Zarth (Twin Waters,AUS)		29.1	29.0	25	21	36	24	106
■	24	Keith Woodhead (Latrobe,AUS)		24.6		21	31	26	21	99
■	25	John Girdham (Wallacia,AUS)		28.7		28	23	18	27	96
▲	26	Rob Wullemin (Jurien Bay,AUS)		33.6		23	13	27	27	90
■	27	Paddy Thorpe (Wallacia,AUS)		35.5		21	21	23	23	88
▼	28	Shamal Karim (N/A,PHL)		28.0		17	26	24	19	86

HOME CLUB COMPETITION

			Monday					Tuesday					Thursday					Friday					
Position	Home Club		1	2	3	4	5	1	2	3	4	5	1	2	3	4	5	1	2	3	4	5	Tot.
■	1	Southport	40	37	35	34	31	37	37	34	34	34	44	43	40	37	37	39	38	36	36	34	737
▲	2	Links Ladies	43	40	39	37	36	38	35	34	32	32	46	35	35	34	34	41	39	36	34	34	734
▲	3	Wantima	43	39	37	34	33	39	36	34	33	33	40	37	35	35	35	39	36	36	36	35	725
▼	4	BCC	39	38	37	37	33	40	39	37	36	34	41	38	36	34	33	37	37	34	30	30	720
▲	5	Waimairi Beach	37	34	32	32	31	42	35	34	34	32	37	36	34	34	32	40	39	38	37	37	707
▲	6	Pacific Harbour	41	39	36	36	34	36	32	28	28	27	39	38	38	37	34	38	38	36	34	31	700
▲	7	Rocky Boys	41	36	35	34	30	40	37	35	33	32	36	35	34	32	32	38	37	35	33	33	698
▼	8	Oxford	38	33	31	29	29	41	41	37	37	34	41	40	38	31	30	34	33	32	31	28	688
▲	9	PGT	37	36	32	31	31	34	32	32	32	31	42	37	37	36	33	41	37	34	32	30	687
▼	10	Omokoroa	41	38	38	37	34	34	33	32	30	29	40	37	34	34	33	32	31	30	30	30	677
▲	11	Hartfield	39	36	35	34	31	38	34	32	31	30	39	36	30	29	28	35	34	33	33	32	669
▼	12	Grafton	35	34	33	33	32	40	37	33	32	29	43	36	34	31	30	39	31	29	28	28	667
■	13	Dubai Hills	35	35	34	31	29	36	35	33	33	29	39	36	36	31	29	37	35	32	30	28	663
■	14	Midwest	37	36	35	35	29	32	30	29	24	24	40	40	35	34	29	39	33	30	28	28	647
■	15	Wallacia	40	35	34	32	31	33	33	31	28	26	38	33	30	30	30	36	36	30	28	27	641
■	16	Albury	39	34	34	31	22	34	33	32	28	26	35	35	34	31	22	35	34	33	28	20	620