

**TUESDAY RESULTS
SPRINGFIELD**

MEN 35-55 GROSS WINNER		STROKE
WINNER	Paul Brown (Gailles,AUS)	70
MEN 56-64 GROSS WINNER		STROKE
WINNER	Scottie Haley (Long Reef,AUS)	76
MEN 35-55 A GRADE STABLEFORD WINNER		STROKE
WINNER	Mitch Minchinton (Palm Meadows,AUS)	40
GROSS	Paul Brown (Gailles,AUS)	42
MEN 35-55 B GRADE STABLEFORD WINNER		35
WINNER	Craig Marks (Palm Meadows,AUS)	43
MEN 35-55 C GRADE STABLEFORD WINNER		STABLEFORD
WINNER	TS Thong (Raffles,SING)	41 C/b
	Rohan Bird (Gungahlin Lakes,AUS)	41 C/b
	Simon Hopwood (Long Reef,AUS)	41
MEN 56-64 A GRADE STABLEFORD WINNER		STABLEFORD
WINNER	Mic O'Toole (Terrey Hills,AUS)	43
MEN 56-64 B GRADE STABLEFORD WINNER		STABLEFORD
WINNER	Scott Plymesser (Key West,USA)	40
MEN 56-64 C GRADE STABLEFORD WINNER		STABLEFORD
WINNER	Arthur Kimo (Gailles,AUS)	49
#	Nearest The Pin	
HOLE A4	Jeff Huysmans (Churchill Waverley,AUS)	MEN
HOLE A6	Thomas Dargatz (Victoria,GER)	MEN
HOLE B5	Noel Connolly (Jumeirah,UAE)	MEN
HOLE B8	Brede Aaker (Loch Palm,THAI) - HOLE IN ONE!	MEN












MONDAY RESULTS IMPERIAL







LADIES 35-59 GROSS WINNER		STROKE
WINNER	Mardi Freeman (Western Australian,AUS)	82
LADIES 60+ GROSS WINNER		STROKE
WINNER	Carolyn Robinson (Wollongong,AUS)	79
MENS 65+ A GROSS WINNER		STROKE
WINNER	Wayne Bridgman (Maroochy River,AUS)	75
LADIES 35-59 A GRADE STABLEFORD WINNER		STROKE
WINNER	Tracey Keown (Karratha,AUS)	38
LADIES 35-59 B GRADE STABLEFORD WINNER		STABLEFORD
WINNER	Mandy Lee (Rosebud,AUS)	36 C/b
	Robyn Levick (Darwin,AUS)	36
LADIES 60+ A GRADE STABLEFORD WINNER		STABLEFORD
WINNER	Alison Bridgland (Links Ladies,AUS)	34
<u>GROSS</u>	Carolyn Robinson (Wollongong,AUS)	38
LADIES 60+ B GRADE STABLEFORD WINNER		STABLEFORD
WINNER	Wendy Kawan (Emerald Lakes,AUS)	37
MENS 65+ A GRADE STABLEFORD WINNER		STABLEFORD
WINNER	Michael Chapman (Sanctuary Cove,AUS)	38
<u>GROSS</u>	Wayne Bridgman (Maroochy River,AUS)	40
MENS 65+ B GRADE STABLEFORD WINNER		STABLEFORD
WINNER	Dick Perkins (Pymble,AUS)	39
MENS 65+ C GRADE STABLEFORD WINNER		STABLEFORD
WINNER	Xavier Baumgartner (Orchid,SING)	38 C/b
	Bob Pratt (IPGC,THAI)	38

Nearest The Pin

HOLE A4	John Davis (Marlborough,NZ)	MEN
HOLE A8	John Bell (Margaret River,AUS)	MEN
HOLE B14	Col Bridge (Oxley,AUS)	MEN
HOLE B17	Xavier Baumgartner (Orchid,SING)	MEN
HOLE A4	Julie Turner (Gungahlin Lakes,AUS)	LADIES
HOLE A8	Mardi Freeman (Western Australian,AUS)	LADIES
HOLE B14	Kerry Hall (Hartfield,AUS)	LADIES
HOLE B17	Edith Williams (Eagle Ridge,PHIL)	LADIES











LADIES 35-59 A GRADE









LEADERBOARD					Mon Score		Tue Score		Thur Score		Fri Score		TOTAL		
Position		Name	Nationality	Starting Index	Adjusted Index	Stab	Stroke	Stab	Stroke	Stab	Stroke	Stab	Stroke	Stab	Stroke
👑	Gross	Mardi Freeman (Western Australian,AUS)		5.3		30	86	32	82					62	168
▲	1	Tracey Keown (Karratha,AUS)		14.0	13.9	29	95	38	90					67	185
▼	2	Vic Stathopoulos (Mudgee,AUS)		10.2		34	88	31	88					65	176
▼	2	Maria Clarke (Huntingdale,AUS)		8.1		35	82	30	90					65	172
▼	4	Sharon Purnell (Mt Coolum,AUS)		13.7		34	89	27	98					61	187
▲	5	Lynelle Jenkins (Pacific,AUS)		12.4		26	99	34	87					60	186
▲	5	Kay Gaffney (Mudgee,AUS)		14.7		28		32						60	
▼	5	Donna Chalmers (Murrumbidgee,AUS)		12.5		30	92	30						60	
▲	8	Nat Anderson (Geraldton,AUS)		9.6		25	96	33	85					58	181
▲	9	Carol Whitlock (Southport,AUS)		14.7		23	104	34	90					57	194
▲	10	Cheree Brown (Gailes,AUS)		6.5		26	89	30	86					56	175

▼	10	Janine Clark (Rosebud,AUS)		7.8		27	89	29	87					56	176
▼	12	Fiona Wicks (Gungahlin Lakes,AUS)		15.2		27	99	28						55	
▼	13	Vanessa Elders (Rosebud,AUS)		6.7		28	87	26	89					54	176
▼	13	Shellei Clark (Tocumwal,AUS)		14.5		30	95	24	108					54	203
▼	15	Chris May (Links Ladies,AUS)		13.0		25	98	22	102					47	200
■	16	Hayley Hall (Hartfield,AUS)		15.2		19	110	22						41	

LADIES 35-59 B GRADE












LEADERBOARD












					Mon Score	Tue Score	Thur Score	Fri Score	TOTAL	
Position	Name		Nationality	Starting Index	Adjusted Index	Stab	Stab	Stab	Stab	Stab
▲	1	Robyn Levick (Darwin,AUS)		17.4		29	36			65
▲	2	Mandy Lee (Rosebud,AUS)		17.2		28	36			64
▼	3	Sharon Dowd (Fairbairn,AUS)		18.6		34	29			63
▲	4	Narelle Anderson (Kwinana,AUS)		25.5		27	34			61
▼	4	Genny Conner (Links Ladies,AUS)		16.7		31	30			61
▲	6	Edith Williams (Eagle Ridge,PHIL)		16.1		27	33			60
■	6	Hye Lyun Kim (Asiad,KOR)		20.0		29	31			60
▼	8	Therese Jones (Dunheved,AUS)		26.0		29	29			58
▲	9	Dee Rust (Araluen,AUS)		28.0		27	30			57
▼	10	Kerry Cable (Links Ladies,AUS)		19.5		31	25			56

▼	10	Sandy Cable (Links Ladies,AUS)		17.3		31	25			56
▼	12	Diane Wainwright (Royal Fremantle,AUS)		16.6		30	25			55
▲	13	Marion Buckley (Murrumbidgee,AUS)		18.5		24	26			50
■	13	Ann Dokchanree (Rosnay,AUS)		24.3		25	25			50
▲	15	Julie Turner (Gungahlin Lakes,AUS)		18.3		21	26			47
▲	16	Linda Harrison (Pacific Harbour,AUS)		17.8		18	25			43
▼	17	Heidi O'Shea (Rosebud,AUS)		20.6		21	21			42
▼	18	Helen Bird (Gungahlin Lakes,AUS)		28.2		23	17			40

LADIES 60+ A GRADE











LEADERBOARD















LEADERBOARD					Mon Score		Tue Score		Thur Score		Fri Score		TOTAL		
Position		Name	Nationality	Starting Index	Adjusted Index	Stab	Stroke	Stab	Stroke	Stab	Stroke	Stab	Stroke	Stab	Stroke
👑	Gross	Ali Eather (Western Australian,AUS)		5.7		29	85	31	84					60	169
■	1	Tim Hamilton (Loch Palm,THAI)		19.0		35	94	32	98					67	192
▼	2	Julie McNeill (PGN,AUS)		13.4		35	88	29	93					64	181
▲	3	Carolyn Robinson (Wollongong,AUS)		7.9	7.8	24	93	38	79					62	172
▼	4	Jenny Fallows (Western Australian,AUS)		12.1		32		27						59	
▼	5	Bernie Knox (Links Ladies,AUS)		17.7		32	94	26	102					58	196
▲	6	Alison Bridgland (Links Ladies,AUS)		18.3		23	106	34	94					57	200
▲	6	Gaye Hayes (Western Australian,AUS)		18.4		24		33						57	
▼	6	Gwen Clutterbuck (Oxley,AUS)		9.0		29	90	28	92					57	182
▲	9	Vanetha Lam (Gosnells,AUS)		15.0		24	102	31	94					55	196
▲	9	Majella Dowden (Western Australian,AUS)		7.0		27	89	28	88					55	177



▲	11	Angie Gregory (Western Australian,AUS)		10.0		24	96	30	89					54	185
■	12	Cheryl McCullough (Humpty Doo,AUS)		17.0		25	105	28	101					53	206
▼	12	Irene Street (Western Australian,AUS)		19.0		29	102	24	107					53	209
▼	14	Wendy McKeown (Rosebud,AUS)		19.1		24	107	28	101					52	208
▼	14	Margie Brown (Rosebud,AUS)		18.5		28	100	24	104					52	204
▲	16	Nola Geary (Rosebud,AUS)		14.4		22	113	27	99					49	212
▼	17	Sandy Sladen (Waimairi,NZ)		18.6		24	105	24	104					48	209
▼	17	Lois Weldon (Rosebud,AUS)		18.4		28	100	20	119					48	219
▼	19	Bev Peterson (Terrey Hills,AUS)		16.2		28	97	18	111					46	208
▲	20	Robyn Conrick (Tocumwal,AUS)		16.6		19	113	25	104					44	217
▼	21	Leonie Bell (Margaret River,AUS)		10.5		29	90							29	

LADIES 60+ B GRADE












LEADERBOARD

LEADERBOARD					Mon Score	Tue Score	Thur Score	Fri Score	TOTAL
Position	Name	Nationality	Starting Index	Adjusted Index	Stab	Stab	Stab	Stab	Stab
▲	1	Wendy Porter (Araluen,AUS)	 26.8		33	31			64
■	1	Diane Davis (Darwin,AUS)	 24.0		36	28			64
▲	3	Wendy Kawan (Emerald Lakes,AUS)	 37.2	37.1	25	37			62
▲	3	Jan Hamilton (Coolangatta Tweed,AUS)	 22.8		31	31			62
▲	3	Irene McCormack (Murwillumbah,AUS)	 22.0		31	31			62
▼	6	Nancy Boswell (Links Ladies,AUS)	 22.8		31	30			61
▼	7	Mary Wullemin (Jurien Bay,AUS)	 24.4		35	25			60
▲	8	Judy Mclachlan (Links Ladies,AUS)	 28.8		27	30			57
▲	9	Marlene Walker (Links Ladies,AUS)	 29.7		24	30			54
▲	10	Jan Doyle (Western Australian,AUS)	 23.3		22	31			53

▲	11	Diane Barnes (Wyong,AUS)		25.6		21	31			52
▼	11	Victoria Martin (Peninsula Kingswood,AUS)		21.3		28	24			52
▲	13	Chris Brock (PGN,AUS)		23.6		24	27			51
▲	14	Suzie Malligan (Caboolture,AUS)		22.8		24	26			50
▼	14	Julie Chien (Costa Mesa,USA)		21.2		25	25			50
▼	14	Helen Kouzinas (Links Ladies,AUS)		22.4		26	24			50
▼	17	Alison Rees (Araluen,AUS)		19.5		25	24			49
▼	18	Chris Goss (Links Ladies,AUS)		21.5		34	13			47
▼	19	Shirley Whitehouse (Emerald Lakes,AUS)		39.2		28	18			46
▲	20	Hanneke Schoneveld (Christchurch,NZ)		24.9		17	27			44
▲	21	Chris Mckenna (Western Australian,AUS)		27.9		17	26			43
▼	22	Liz Kendall (Rosebud,AUS)		24.5		25	17			42
▼	23	Carol Ryan (Ballarat,AUS)		21.9		23	18			41
▲	24	Joan Ross (Margaret River,AUS)		23.3		14	24			38

▼	24	Sonya Bruyn (Beverley Park,AUS)		34.0		20	18			38
■	26	Kerry Hall (Hartfield,AUS)		23.0		12	23			35
■	27	Jane Liddle (Christchurch,NZ)		35.4		8	10			18











MEN 35-55 A GRADE












LEADERBOARD					Mon Score		Tue Score		Thur Score		Fri Score		TOTAL		
Position	Name	Nationality	Starting Index	Adjusted Index	Stab	Stroke	Stab	Stroke	Stab	Stroke	Stab	Stroke	Stab	Stroke	
👑	Gross	Paul Brown (Gailes,AUS)		3.6	2.2	37	75	42	70					79	145
■	1	Chris Hagarty (Rosnay,AUS)		7.7	6.5	37	79	38	78					75	157
▲	2	Mitch Minchinton (Palm Meadows,AUS)		10.2	10.0	33		40	79					73	
■	3	Noel Connolly (Jumeirah,UAE)		10.5		35	81	35	85					70	166
▲	4	Yogesh Chhita (Rustenburg,SA)		8.3		34	83	35	82					69	165
▼	4	Chris Woodberry (Ulverstone,AUS)		9.0		35	81	34	85					69	166
▼	4	Peter Hartas (Palm Meadows,AUS)		6.2		36	80	33	81					69	161
▼	7	Craig Keppel (Rosebud,AUS)		7.6		34	85	33	83					67	168
▲	8	Michael Long (Long Reef,AUS)		6.0		32	84	34	80					66	164
▲	9	Joey Franck (Sawtell,AUS)		4.9	4.8	25	86	39	75					64	161
▲	9	Neale Turner (Gungahlin Lakes,AUS)		4.1		32	81	32	80					64	161

▼	9	Neil Gamble (IPGC,THAI)		11.1		34	86	30						64	
▲	12	Tim Rust (Hartfield,AUS)		3.0		30	82	33	78					63	160
▲	12	Chris Anngow (Waimairi,NZ)		10.6		30		33						63	
▲	14	Chris De La Mare (Bexley,AUS)		1.2		28	80	34	75					62	155
▼	15	Steven Hill (Royal Riffa,BAH)		4.7		33	80	28	85					61	165
▲	16	Aseem Vivek (Gurgaon,IND)		5.8		27	87	33	81					60	168
▼	16	Andrew Anderson (Kwinana,AUS)		6.1		30	87	30						60	
▲	18	Dean Page (Patterson River,AUS)		10.7		26	94	33	86					59	180
▼	18	Brede Aaker (Loch Palm,THAI)		9.1		30	91	29	91					59	182
▼	20	Ross Lee (Rosebud,AUS)		5.1		31	82	27	86					58	168
▼	20	Simon Chaplin (IPGC,THAI)		10.6		32	86	26	93					58	179
▼	22	Daryll Stalker (Sanctuary Lakes,AUS)		5.2		26	89	29	86					55	175
■	23	Wayne Williamson (Lynwood,AUS)		9.8		21	97	24	95					45	192
■	24	Richard Perkins (Stonecutters Ridge,AUS)		9.7		20		24						44	
■	25	Shane Kirkland (Seabrook,AUS)		5.6		19	97	23	94					42	191

MEN 35-55 B GRADE











LEADERBOARD












					Mon Score	Tue Score	Thur Score	Fri Score	TOTAL
Position	Name		Nationality	Starting Index	Adjusted Index	Stab	Stab	Stab	Stab
▲	1	Andy King (Yamba,AUS)		15.1	13.9	35	41		76
■	1	Graeme Gamble (Roxby Downs,AUS)		12.7	11.1	38	38		76
■	3	Darryl Gumm (The Grand,AUS)		12.1	11.3	37	37		74
▲	4	Craig Marks (Palm Meadows,AUS)		13.8	13.6	30	43		73
▼	5	John Muirhead (Meland,NOR)		12.2		38	34		72
▼	6	Martin Henderson (Echungga,AUS)		17.2	17.1	37	34		71
▼	7	Jamie Bowen (Royal Riffa,BAH)		13.0	12.9	37	33		70
▲	8	Fred Eldick (Rosnay,AUS)		15.7	15.6	29	39		68
▼	9	Peter Mutimer (Latrobe,AUS)		14.8		34	33		67
▼	9	Deepak Kodwani (Igu Eclub,IND)		13.7		35	32		67

▲	11	Scott Dowd (Fairbairn,AUS)		12.3		30	36			66
▼	12	Chris Slota (IPGC,THAI)		15.5		33	31			64
▼	13	Michael Patterson (Rossdale,AUS)		17.2		32	29			61
▲	14	Russell Elliott (Thurgoona,AUS)		17.3		25	34			59
■	15	Wayne Pinna (Oxley,AUS)		15.3		29	29			58
▼	16	Ian Mutimer (Glen Waverley,AUS)		12.4		30	26			56
▼	16	Dave Drewer (Secret Harbour,AUS)		12.4		31	25			56
▼	18	Dave Wicks (Gungahlin Lakes,AUS)		14.1		26	27			53
▲	19	Ross Clark (Tocumwal,AUS)		13.2		22	28			50
▼	19	Jalaram Patel (Rustenburg,SA)		16.8		25	25			50
■	21	Allan Davis (Merewether,AUS)		13.9		17	26			43























MEN 35-55 C GRADE



LEADERBOARD









LEADERBOARD					Mon Score	Tue Score	Thur Score	Fri Score	TOTAL
Position	Name	Nationality	Starting Index	Adjusted Index	Stab	Stab	Stab	Stab	Stab
■	1	TS Thong (Raffles,SING)		17.9	12.5	40	41		81
▲	2	Simon Hopwood (Long Reef,AUS)		17.5	17.2	32	41		73
▲	3	Rohan Bird (Gungahlin Lakes,AUS)		19.2	19.1	29	41		70
▼	3	Tiger Kan (Tropicana,MAS)		21.7		35	35		70
▲	5	John Rattray (IPGC,THAI)		20.0		31	35		66
▼	6	Peter Dabrowski (Tropicana,MAS)		20.0		33	31		64
▲	7	Henry Yu (Raffles,SING)		21.3		30	33		63
▼	7	Andrew Bensch (Oxley,AUS)		24.0		33	30		63
▲	9	Paul Cooper (Secret Harbour,AUS)		18.7		28	31		59
▼	9	Gav Scott (Potters Bar,MAS)		22.2		33	26		59

▲	11	Vuong Truong (Medway,AUS)		20.1		26	31			57
▼	12	Ron Sommer (Grafton,AUS)		20.3		28	27			55
▼	12	Tan Le (Corowa,AUS)		21.1		32	23			55
■	14	Dirk Heinert (Corowa,AUS)		19.0		27	27			54
▼	15	Daniel Schudel (Niederbueren,SWITZ)		19.8		28	23			51
▲	16	Ian Hayden (Carlow,IRE)		17.6		21	29			50
▲	17	Janak Chhita (Magalies Park,SA)		23.5		21	26			47
■	18	Minh Tran (SGA,AUS)		30.5		25	20			45
▼	19	Dave Reading (Tropics,AUS)		20.0		27	15			42
▲	20	Tyrel Clinton (Chula Vista,USA)		24.5		13	24			37
▼	20	Dale Courtney (Omokoroa,NZ)		17.6		27	10			37

MEN 56-64 A GRADE











LEADERBOARD					Mon Score		Tue Score		Thur Score		Fri Score		TOTAL		
Position	Name		Nationality	Starting Index	Adjusted Index	Stab	Stroke	Stab	Stroke	Stab	Stroke	Stab	Stroke	Stab	Stroke
	Gross	Tom Shea (IPGC,THAI)		5.7	4.9	37	77	37	77					74	154
	1	Mic O'Toole (Terrey Hills,AUS)		11.2	10.0	35	85	43	77					78	162
	2	Mark Boulden (Coolangatta Tweed,AUS)		10.7	9.7	42	78	35	84					77	162
	3	Cliff Almond (Howlong,AUS)		10.4	10.2	37	82	36	83					73	165
	3	Alan Brock (PGN,AUS)		7.2	7.0	41	75	32	83					73	158
	5	Grant Dickson (Arundel Hills,AUS)		11.2		35	83	35	85					70	168
	5	Darren Hornby (Castle Hill,AUS)		11.3	11.2	38		32						70	
	7	Mick Jackson (Rosnay,AUS)		9.7		35		34						69	
	8	Mark McDougall (Manly,AUS)		7.6		35	81	33	83					68	164
	9	Jim McNeill (PGN,AUS)		9.9		31	87	36	82					67	169
	9	Paul King (Melville Glades,AUS)		9.7		33	85	34	84					67	169















▲	9	Kevin Dodd (Royal Fremantle,AUS)		3.9		34	78	33	79					67	157
▼	12	Jim Sullivan (Dunheved,AUS)		8.7		35		31						66	
▲	13	Scottie Haley (Long Reef,AUS)		4.3	4.2	28	84	37	76					65	160
▲	13	Richard Meyrick (Commonwealth,AUS)		9.0		31	89	34	83					65	172
▲	15	Jeff McGowan (Arundel Hills,AUS)		6.3		30	85	34	81					64	166
▲	15	Junemo Kim (Asiad,KOR)		11.0		30	89	34	87					64	176
▼	15	Paul Matthews (Forster Tuncurry,AUS)		3.6		32	80	32	79					64	159
▼	15	Steve Jones (Dunheved,AUS)		8.4		32	85	32	87					64	172
▼	15	Tassy Stathopoulos (Mudgee,AUS)		9.1	9.0	37	80	27						64	
▲	20	Gary Lane (The Ridge,AUS)		10.6		28	92	35	84					63	176
■	20	John Osborn (Mudgee,AUS)		3.1		30	81	33	78					63	159
■	20	Peter Ward (Thaxted Park,AUS)		9.9		30	88	33	85					63	173
▼	23	Greg Brown (Southern,AUS)		7.9		32	84	30	86					62	170
▼	24	Mark Woodhouse (Rosnay,AUS)		7.7		30	86	30	84					60	170
▲	25	Joe Scaffidi (Royal Fremantle,AUS)		9.5		29	89	29	90					58	179

▼	25	Yoshi Kawamura (Lake Forest,JAP)		9.7		30	90	28	94					58	184
▼	25	Wayne Portlock (Long Reef,AUS)		5.1		31	82	27	85					58	167
▼	25	Ian Speirs (IPGC,THAI)		11.0		32	87	26	94					58	181
▼	29	Jeff Huysmans (Churchill Waverley,AUS)		9.0		28	82	28	90					56	172
■	30	Ken Cheeseman (Muirfield,AUS)		9.3		26	92	29	90					55	182
▲	31	Andrew Bylart (Rosebud,AUS)		10.5		23	97	31	90					54	187
▼	32	Vic White (Macquarie Links,AUS)		10.5		26		21						47	
■	33	Neil Boath (Goldfields,AUS)		11.4		22	98	18						40	

MEN 56-64 B GRADE

LEADERBOARD











LEADERBOARD						Mon Score	Tue Score	Thur Score	Fri Score	TOTAL
Position	Name	Nationality	Starting Index	Adjusted Index	Stab	Stab	Stab	Stab	Stab	
▲	1	Bin Song (Raffles,SING)		16.5	16.2	34	39			73
▲	1	Geoff Atherton (Monash,AUS)		12.5	12.3	35	38			73
■	1	Rick Whitlock (Palm Meadows,AUS)		11.8	11.6	38	35			73
▲	4	Bruce Freeman (Western Australian,AUS)		15.0	14.9	32	39			71
■	5	Patrick Low (Raffles,SING)		12.2		35	34			69
▲	6	Terry Freckelton (Mimosa,PHIL)		16.2		31	35			66
▲	7	Kevin Woods (Fairbairn,AUS)		17.3		28	36			64
▲	8	Scott Plymesser (Key West,USA)		11.9	11.8	23	40			63
▲	8	Steve Sparrow (Cabramatta,AUS)		13.7	13.6	24	39			63
▼	8	Trevor Williamson (Waimairi,NZ)		17.4	17.3	37	26			63















▼	11	Peter Gibbons (Grafton,AUS)		13.3		34	28			62
▲	12	Allan Cameron (Pioneer Valley,AUS)		16.3		29	32			61
▲	12	Barry Porter (Araluen,AUS)		17.4		29	32			61
▲	14	Lindsay Terrell (Noosa,AUS)		17.4		24	36			60
▲	14	Jason Chua (Raffles,SING)		13.2		27	33			60
▲	14	Greg Thorpe (The Grange,AUS)		16.5		28	32			60
▼	14	Kevin (Rev) Watson (Shoalhaven Heads,AUS)		16.8		32	28			60
▼	18	Das Nambiar (Abu Dhabi,UAE)		13.3		29	30			59
▼	18	Michael Harms (Qantas,AUS)		15.7		36	23			59
▲	20	John Vaughn (Riverside Oaks,AUS)		16.0		24	34			58
▼	20	Hughie Clark (Omokoroa,NZ)		11.6		29	29			58
▼	20	Phil McNamara (Northern,AUS)		12.5		32	26			58
▼	23	Kim Nelson (Rancho Bernardo,USA)		11.5		30	27			57
▼	24	Colin Braithwaite (Medway,AUS)		17.4		26	26			52

▼	25	Rick O'Shea (Rosebud,AUS)		14.7		25	24			49
▲	26	Greg Foster (Southern,AUS)		16.8		22	26			48
▼	27	David Alberton (Southern,AUS)		16.8		26	20			46

MEN 56-64 C GRADE

LEADERBOARD























LEADERBOARD					Mon Score	Tue Score	Thur Score	Fri Score	TOTAL
Position	Name	Nationality	Starting Index	Adjusted Index	Stab	Stab	Stab	Stab	Stab
▲	1	Vincent Gras (IPGC,THAI)		21.7	16.1	39	40		79
▲	1	Barry Williams (Eagle Ridge,PHIL)		29.0	23.4	40	39		79
▲	3	Chuck Weitzel (Key West,USA)		32.2	29.0	38	38		76
▲	4	Arthur Kimo (Gailes,AUS)		27.7	26.5	26	49		75
▼	5	Pete Dawson (Kwinana,AUS)		19.5	18.9	40	34		74
■	6	Tony Coutts (Twin Waters,AUS)		24.3	23.9	37	36		73
▼	7	Masa Ichikawa (Kizugawa,JAP)		27.4	27.3	37	34		71
▼	8	Rory Trotter (The Cut,AUS)		19.8	19.7	41	28		69
▲	9	Wilson Samson (Oxford,IND)		21.9	21.8	30	38		68
■	9	Jim Ross (Rosnay,AUS)		23.9		36	32		68

▼	11	Graeme Kerby (Geraldton,AUS)		24.6		35	29			64
▼	11	Anil Goel (Qutab,IND)		22.0	21.9	37	27			64
▼	13	Edward Foo (Raffles,SING)		22.5		33	30			63
▲	14	Graeme Gaffney (Mudgee,AUS)		20.0		29	32			61
▼	14	Beat Schweizer (Niederbueren,SWITZ)		20.9		34	27			61
■	16	Greg Wilson (The Ridge,AUS)		22.8		31	28			59
▼	16	K. B. Raju (Abu Dhabi,UAE)		23.0		32	27			59
▼	16	Ken Miller (IPGC,THAI)		22.4		33	26			59
■	19	Merv McFarlane (Wynnum,AUS)		18.9		26	30			56
▲	20	Richard Oliver (Gungahlin Lakes,AUS)		21.1		21	32			53
▼	21	Thomas Dargatz (Victoria,GER)		18.1		32	18			50
▼	22	Russell Brown (Sandy Gallop,AUS)		30.3		26	21			47
▼	23	Mark Yalden (Omokoroa,NZ)		19.4		23	21			44
▲	24	Ron Brown (Rosebud,AUS)		22.0		18	19			37


▼	24	Brett Franklin (Hartfield,AUS)		19.2		21	16			37
---	----	--------------------------------	--	------	--	----	----	--	--	----

MEN 65+ A GRADE

LEADERBOARD











LEADERBOARD					Mon Score		Tue Score		Thur Score		Fri Score		TOTAL		
Position	Name		Nationality	Starting Index	Adjusted Index	Stab	Stroke	Stab	Stroke	Stab	Stroke	Stab	Stroke	Stab	Stroke
	Gross	Wayne Bridgman (Maroochy River,AUS)		6.5		32	85	40	75					72	160
	1	Col Bridge (Oxley,AUS)		9.2	9.1	37	81	34	84					71	165
	2	Michael Chapman (Sanctuary Cove,AUS)		9.7	9.6	32	86	38	80					70	166
	3	Dave Foster (Pacific,AUS)		7.4		36	80	33	83					69	163
	4	Leslie McCormack (Murwillumbah,AUS)		13.2	13.1	37	85	30	91					67	176
	5	Doug Luckie (Yamba,AUS)		10.2		31		35	84					66	
	6	John Bell (Margaret River,AUS)		8.0		32	85	32	85					64	170
	7	Robbie Durnan (Wakehurst,AUS)		13.4		36	88	26	98					62	186
	8	Gerard Shannon (Cheltenham,AUS)		9.1		31	87	30	83					61	170
	9	Brett Chatfield (Omokoroa,NZ)		13.3		27	95	33	91					60	186
	10	Ed Power (Faithlegg,IRE)		12.9		24	98	34	87					58	185















▲	10	Steve Conrick (Tocumwal,AUS)		12.6		27	95	31	91					58	186
▲	12	Bill Hoy (Rosnay,AUS)		12.2		25	98	32	89					57	187
■	12	Rowan Mogg (Rosebud,AUS)		4.1		28	84	29	83					57	167
■	12	Garry Harwood (Rosebud,AUS)		7.5		28	88	29	87					57	175
▼	12	Peter Whiddon (Dunheved,AUS)		9.2		31	89	26	92					57	181
▲	16	Bill Ross (Margaret River,AUS)		3.9		25	87	31	79					56	166
▼	16	Tim Ryan (Windross Farm,NZ)		13.2		27	97	29	93					56	190
▼	16	Glenn Brindley (Beverley Park,AUS)		9.9		29		27						56	
■	19	Neil Bailey (Western Australian,AUS)		9.6		26		28	90					54	
▼	20	Bill Pinney (Woodbridge,UK)		10.5		27	91	26	94					53	185
▼	21	Brian Barsdell (Omokoroa,NZ)		11.4		25	99	27	93					52	192
▼	22	Greg Laforest (Yamba,AUS)		13.3		27	98	23						50	
▼	22	Merv Rogers (Patterson River,AUS)		11.8		29	91	21	100					50	191
▲	24	Nobu Kiwamoto (Com Wood,JAP)		8.7		21	97	26	93					47	190
▼	25	Barry Copestake (Rayong,THAI)		13.0		23		19						42	











■	26	Alan Ryan (Ballarat,AUS)		10.7		16		19	110					35	

MEN 65+ B GRADE

LEADERBOARD











LEADERBOARD					Mon Score	Tue Score	Thur Score	Fri Score	TOTAL
Position	Name	Nationality	Starting Index	Adjusted Index	Stab	Stab	Stab	Stab	Stab
▲	1	John Manning (The Bluffs,VIET)		15.4	15.3	33	37		70
▲	1	Alan Hamilton (Coolangatta Tweed,AUS)		14.0		34	36		70
■	1	Chris Cunninghame (Waimairi,NZ)		13.8	13.7	37	33		70
■	4	Jim McCabe (Gailes,AUS)		17.6		33	36		69
■	4	Jim Thomas (Southport,AUS)		17.2		33	36		69
▼	6	Chris Bridgland (Kwinana,AUS)		14.6		33	35		68
▲	7	Dick Perkins (Pymble,AUS)		17.9	17.8	28	39		67
▲	8	Jean-Paul Comtesse (Domaine I.,SWITZ)		18.0		31	35		66
▲	8	Peter Smith (Patterson River,AUS)		16.7		32	34		66
▼	8	Martyn Rust (Araluen,AUS)		14.3		33	33		66















▼	8	Joseph Chien (Costa Mesa,USA)		14.9		36	30			66
▲	12	Sarge Robinson (Caboolture,AUS)		13.7		29	36			65
▼	13	Tony Margiotta (Muirfield,AUS)		17.8		31	33			64
▲	14	Brian McHugh (Howlong,AUS)		17.6		28	35			63
▼	15	Peter Mckenna (Western Australian,AUS)		14.2		32	30			62
▲	16	Mike Young (Woodbridge,UK)		18.4		29	32			61
▲	17	John Heaton (Cheltenham,AUS)		17.0		28	31			59
▲	17	Hughie Wilson (Long Reef,AUS)		17.0		29	30			59
▼	17	Baz Mason (Omokoroa,NZ)		17.3		30	29			59
▼	17	Hugh Rees (Gosnells,AUS)		14.1		30	29			59
▼	21	Greg Simcoe (Mt Warren Park,AUS)		14.8		30	28			58
▼	22	Frank Ingegneri (Muirfield,AUS)		16.5		28	28			56
▼	22	Walter Maag (Wylihof,SWITZ)		17.6		28	28			56
▲	24	Bill Potze (Mt Maunganui,NZ)		18.4		25	30			55















▲	24	Ron Brooks (Kingston Beach,AUS)		17.3		27	28			55
▲	26	George Elders (Rosebud,AUS)		14.3		26	28			54
▼	26	Keith Hooper (Araluen,AUS)		16.1		30	24			54
▲	28	Lloyd Lemon (Kaikohe,AUS)		17.2		22	31			53
▲	29	Mick Fitzpatrick (Muswellbrook,AUS)		14.4		24	28			52
▼	30	Robert Bower (Royal Fremantle,AUS)		16.2		28	21			49
▲	31	Peter Stallard (Omokoroa,NZ)		15.9		20	28			48
■	31	Derek Weston (Patterson River,AUS)		13.8		22	26			48
▼	31	Ian Duncalf (Omokoroa,NZ)		15.2		31	17			48
▼	34	Bob Turns (Grafton,AUS)		17.7		21	26			47

MEN 65+ C GRADE

LEADERBOARD

LEADERBOARD					Mon Score	Tue Score	Thur Score	Fri Score	TOTAL	
Position	Name	Nationality	Starting Index	Adjusted Index	Stab	Stab	Stab	Stab	Stab	
▲	1	Xavier Baumgartner (Orchid,SING)		20.8	20.4	35	38			73
▼	2	Franno D'mello (Southern,AUS)		23.6	23.5	38	33			71
▲	3	Bob Pratt (IPGC,THAI)		23.0	22.9	32	38			70
▲	3	Augusto Romei (Alpine,THAI)		22.1	22.0	33	37			70
▲	3	Ken Schimanski (Tallebudgera,AUS)		28.5		35	35			70
▼	6	Graham Cater (Pacific,AUS)		33.8		36	33			69
▲	7	Ernst Huber (Orchid,SING)		19.6	19.5	31	37			68
▼	7	Tony Micallef (Everglades,AUS)		26.3		34	34			68
■	9	Robert Lye (SICC,SING)		24.5		32	35			67
▼	9	Peter Grayson (Pacific,AUS)		23.2		36	31			67

▼	11	Richard Pydde (Patterson River,AUS)		21.6		33	32			65
▼	12	Don Conner (PGN,AUS)		21.8		32	32			64
▲	13	Bops Bopardikar (Oxford,IND)		23.6		30	33			63
▲	14	Allan Barnes (PGN,AUS)		20.3		29	31			60
▲	15	Steve Kandiah (PGN,AUS)		23.5		24	35			59
▲	15	Arvind Arcot Govindraj (Bangalore,IND)		19.3		27	32			59
▲	17	Murray Herrmann (Darwin,AUS)		25.3		25	32			57
▲	18	James Bell (Rosnay,AUS)		19.3		24	32			56
▼	18	Chris Williams (Dunheved,AUS)		19.6		29	27			56
▼	18	A J Pidcock (Grafton,AUS)		20.2		30	26			56
▼	18	Rob Wullemin (Jurien Bay,AUS)		32.7		32	24			56
▼	22	Les Schultz (Waimairi,NZ)		18.7		28	27			55
■	23	Jim Twiss (The Ridge,AUS)		21.7		26	28			54
▲	24	John Newby (Dunsborough Lakes,AUS)		27.8		19	34			53

▼	24	Terry Mischefski (Waihi,NZ)		18.5		27	26			53
■	26	Ian Pickens (Western Australian,AUS)		19.0		24	28			52
▼	26	Alby Serman (GinGin,AUS)		23.5		28	24			52
▲	28	John Davis (Marlborough,NZ)		21.7		21	30			51
▼	28	Jon Sladen (Waimairi,NZ)		19.6		24	27			51
▼	30	Phil Geary (Rosebud,AUS)		29.2		27	23			50
▼	31	Shamal Karim (Abu Dhabi,UAE)		19.5		25	23			48
▲	32	Victor Dsouza (Sharjah,IND)		21.3		20	27			47
▲	33	John Girdham (Wallacia,AUS)		25.1		20	25			45
▼	33	Peter Sewell (North Shore,NZ)		26.0		22	23			45
▼	33	Keith Inall (Morisset,AUS)		24.1		23	22			45
▼	36	John Higginbotham (Southern,AUS)		21.5		22	19			41
▲	37	Edathil Pothery Jayaraj (Eagleton,IND)		23.2		18	19			37
▼	38	Paranjyothi Gubbi Shivaratri (KGA,IND)		27.7		20	12			32

