

















LADIES 35-59 A GRADE











LEADERBOARD









LEADERBOARD					Mon Score		Tue Score		Thur Score		Fri Score		TOTAL		
Position		Name	Nationality	Starting Index	Adjusted Index	Stab	Stroke	Stab	Stroke	Stab	Stroke	Stab	Stroke	Stab	Stroke
👑	Gross	Mardi Freeman (Western Australian,AUS)		5.3		30	86	32	82	31	83	29	86	122	337
▲	1	Tracey Keown (Karratha,AUS)		14.0	13.9	29	95	38	90	33	91	37	88	137	364
▲	2	Sharon Purnell (Mt Coolum,AUS)		13.7	13.6	34	89	27	98	36	88	34	88	131	363
▼	3	Maria Clarke (Huntingdale,AUS)		8.1	8.0	35	82	30	90	37	82	28	90	130	344
▲	4	Carol Whitlock (Southport,AUS)		14.7		23	104	34	90	35	91	33	89	125	374
▲	5	Lynelle Jenkins (Pacific,AUS)		12.4		26	99	34	87	31	92	33	93	124	371
■	6	Vic Stathopoulos (Mudgee,AUS)		10.2		34	88	31	88	26	97	27		118	
▼	6	Donna Chalmers (Murrumbidgee,AUS)		12.5		30	92	30		33		25	96	118	
▲	8	Nat Anderson (Geraldton,AUS)		9.6		25	96	33	85	25	96	33	86	116	363
▲	9	Chris May (Links Ladies,AUS)		13.0		25	98	22	102	35	89	32	90	114	379
▼	10	Kay Gaffney (Mudgee,AUS)		14.7		28		32		27		26		113	

■	11	Vanessa Elders (Rosebud,AUS)		6.7		28	87	26	89	29	91	28	89	111	356
▼	11	Fiona Wicks (Gungahlin Lakes,AUS)		15.2		27	99	28		31		25		111	
▼	13	Janine Clark (Rosebud,AUS)		7.8		27	89	29	87	30	87	23	93	109	356
■	14	Shellei Clark (Tocumwal,AUS)		14.5		30	95	24	108	20	107	30	95	104	405
▲	15	Cheree Brown (Gales,AUS)		6.5		26	89	30	86			31	84	87	
■	15	Hayley Hall (Hartfield,AUS)		15.2		19	110	22		16		30		87	

LADIES 35-59 B GRADE












LEADERBOARD












LEADERBOARD						Mon Score	Tue Score	Thur Score	Fri Score	TOTAL
Position	Name	Nationality	Starting Index	Adjusted Index	Stab	Stab	Stab	Stab	Stab	
▲	1	Robyn Levick (Darwin,AUS)	 17.4	17.3	29	36	33	39	137	
▲	2	Edith Williams (Eagle Ridge,PHIL)	 16.1		27	33	35	38	133	
▼	2	Hye Lyun Kim (Asiad,KOR)	 20.0	19.9	29	31	39	34	133	
▼	4	Sandy Cable (Links Ladies,AUS)	 17.3	17.2	31	25	39	33	128	
▲	5	Genny Conner (Links Ladies,AUS)	 16.7		31	30	33	33	127	
▲	6	Kerry Cable (Links Ladies,AUS)	 19.5		31	25	34	34	124	
▼	7	Sharon Dowd (Fairbairn,AUS)	 18.6		34	29	32	26	121	
■	8	Narelle Anderson (Kwinana,AUS)	 25.5		27	34	26	33	120	
■	9	Julie Turner (Gungahlin Lakes,AUS)	 18.3	18.2	21	26	37	33	117	
▼	10	Mandy Lee (Rosebud,AUS)	 17.2	17.1	28	36	20	31	115	

▲	11	Therese Jones (Dunheved,AUS)		26.0		29	29	23	31	112
■	11	Dee Rust (Araluen,AUS)		28.0		27	30	25	30	112
▲	13	Marion Buckley (Murrumbidgee,AUS)		18.5		24	26	30	29	109
▼	13	Diane Wainwright (Royal Fremantle,AUS)		16.6		30	25	27	27	109
■	15	Ann Dokchanree (Rosnay,AUS)		24.3		25	25	28	28	106
▲	16	Heidi O'Shea (Rosebud,AUS)		20.6		21	21	26	27	95
▲	17	Linda Harrison (Pacific Harbour,AUS)		17.8		18	25	17	33	93
▼	18	Helen Bird (Gungahlin Lakes,AUS)		28.2		23	17	30	19	89

LADIES 60+ A GRADE











LEADERBOARD













LEADERBOARD					Mon Score		Tue Score		Thur Score		Fri Score		TOTAL		
Position		Name	Nationality	Starting Index	Adjusted Index	Stab	Stroke	Stab	Stroke	Stab	Stroke	Stab	Stroke	Stab	Stroke
👑	Gross	Ali Eather (Western Australian,AUS)		5.7		29	85	31	84	30	86	38	76	128	331
■	1	Tim Hamilton (Loch Palm,THAI)		19.0	18.6	35	94	32	98	39	92	35	92	141	376
▲	2	Carolyn Robinson (Wollongong,AUS)		7.9	7.8	24	93	38	79	27	91	37	79	126	342
▲	3	Julie McNeill (PGN,AUS)		13.4		35	88	29	93	25	98	36	87	125	366
▲	4	Vanetha Lam (Gosnells,AUS)		15.0		24	102	31	94	33	94	36	88	124	378
▼	5	Jenny Fallows (Western Australian,AUS)		12.1		32		27		30		33		122	
▼	5	Gaye Hayes (Western Australian,AUS)		18.4		24		33		34		31		122	
▲	7	Wendy McKeown (Rosebud,AUS)		19.1		24	107	28	101	30	103	37	90	119	401
▲	7	Irene Street (Western Australian,AUS)		19.0		29	102	24	107	32	103	34	94	119	406
▲	9	Majella Dowden (Western Australian,AUS)		7.0		27	89	28	88	28	89	35	80	118	346
▼	10	Angie Gregory (Western Australian,AUS)		10.0	9.9	24	96	30	89	38	82	25	94	117	361

▲	11	Bernie Knox (Links Ladies,AUS)		17.7		32	94	26	102	23	106	33		114	
▼	11	Lois Weldon (Rosebud,AUS)		18.4	18.3	28	100	20	119	37	94	29	100	114	413
▲	13	Cheryl McCullough (Humpty Doo,AUS)		17.0		25	105	28	101	28	100	32	93	113	399
▼	13	Gwen Clutterbuck (Oxley,AUS)		9.0		29	90	28	92	29	93	27	90	113	365
▼	13	Alison Bridgland (Links Ladies,AUS)		18.3		23	106	34	94	29	103	27		113	
■	16	Nola Geary (Rosebud,AUS)		14.4		22	113	27	99	31	94	27	96	107	402
■	17	Sandy Sladen (Waimairi,NZ)		18.6		24	105	24	104	23	110	34	93	105	412
▲	18	Margie Brown (Rosebud,AUS)		18.5		28	100	24	104	15	119	33	94	100	417
▼	19	Robyn Conrick (Tocumwal,AUS)		16.6		19	113	25	104	24	105	29	99	97	421
■	20	Bev Peterson (Terrey Hills,AUS)		16.2		28	97	18	111	17		27		90	
■	21	Leonie Bell (Margaret River,AUS)		10.5		29	90			26	99	33	89	88	

LADIES 60+ B GRADE












LEADERBOARD
















LEADERBOARD					Mon Score	Tue Score	Thur Score	Fri Score	TOTAL	
Position	Name	Nationality	Starting Index	Adjusted Index	Stab	Stab	Stab	Stab	Stab	
▲	1	Diane Davis (Darwin,AUS)		24.0	23.9	36	28	33	37	134
▲	2	Irene McCormack (Murwillumbah,AUS)		22.0		31	31	31	34	127
■	3	Jan Hamilton (Coolangatta Tweed,AUS)		22.8		31	31	34	29	125
▼	4	Wendy Kawan (Emerald Lakes,AUS)		37.2	37.1	25	37	36	26	124
▲	5	Victoria Martin (Peninsula Kingswood,AUS)		21.3	21.2	28	24	37	32	121
▲	5	Wendy Porter (Araluen,AUS)		26.8		33	31	27	30	121
▼	7	Nancy Boswell (Links Ladies,AUS)		22.8		31	30	31	27	119
■	8	Alison Rees (Araluen,AUS)		19.5	19.4	25	24	37	31	117
▲	9	Chris Brock (PGN,AUS)		23.6		24	27	27	37	115
■	10	Helen Kouzinas (Links Ladies,AUS)		22.4		26	24	34	30	114

▼	11	Judy Mclachlan (Links Ladies,AUS)		28.8		27	30	28	28	113
▲	12	Marlene Walker (Links Ladies,AUS)		29.7		24	30	24	33	111
▲	13	Chris Goss (Links Ladies,AUS)		21.5		34	13	30	33	110
▼	14	Mary Wullemin (Jurien Bay,AUS)		24.4		35	25	21	27	108
▲	15	Diane Barnes (Wyong,AUS)		25.6		21	31	24	30	106
▼	16	Julie Chien (Costa Mesa,USA)		21.2		25	25	31	24	105
▲	17	Jan Doyle (Western Australian,AUS)		23.3		22	31	19	31	103
■	18	Liz Kendall (Rosebud,AUS)		24.5		25	17	31	28	101
▼	19	Chris Mckenna (Western Australian,AUS)		27.9		17	26	31	25	99
■	20	Shirley Whitehouse (Emerald Lakes,AUS)		39.2		28	18	21	23	90
▲	21	Kerry Hall (Hartfield,AUS)		23.0		12	23	25	29	89
▲	22	Suzie Malligan (Caboolture,AUS)		22.8		24	26	9	29	88
▼	23	Hanneke Schoneveld (Christchurch,NZ)		24.9		17	27	22	17	83
▼	24	Joan Ross (Margaret River,AUS)		23.3		14	24	23	19	80

■	25	Carol Ryan (Ballarat,AUS)		21.9		23	18	16	21	78
■	26	Sonya Bruyn (Beverley Park,AUS)		34.0		20	18	16	14	68
■	27	Jane Liddle (Christchurch,NZ)		35.4		8	10	12	30	60











MEN 35-55 A GRADE












LEADERBOARD					Mon Score		Tue Score		Thur Score		Fri Score		TOTAL		
Position		Name	Nationality	Starting Index	Adjusted Index	Stab	Stroke	Stab	Stroke	Stab	Stroke	Stab	Stroke	Stab	Stroke
👑	Gross	Paul Brown (Gailes,AUS)		3.6	1.9	37	75	42	70	37	73	27	84	143	302
▲	1	Michael Long (Long Reef,AUS)		6.0	5.9	32	84	34	80	37	78	36	80	139	322
■	2	Chris Hagarty (Rosnay,AUS)		7.7	7.2	37	79	38	78	31	84	32		138	
▼	3	Peter Hartas (Palm Meadows,AUS)		6.2	4.5	36	80	33	81	40	75	28	87	137	323
▲	4	Mitch Minchinton (Palm Meadows,AUS)		10.2	10.1	33		40	79	28	91	32	89	133	
▲	5	Neale Turner (Gungahlin Lakes,AUS)		4.1		32	81	32	80	35	77	33	80	132	318
▲	5	Chris Woodberry (Ulverstone,AUS)		9.0		35	81	34	85	31		32		132	
▼	7	Noel Connolly (Jumeirah,UAE)		10.5		35	81	35	85	34	86	27		131	
▲	8	Tim Rust (Hartfield,AUS)		3.0		30	82	33	78	29	82	38	74	130	316
▲	9	Andrew Anderson (Kwinana,AUS)		6.1		30	87	30		35	81	33	83	128	
■	9	Yogesh Chhita (Rustenburg,SA)		8.3		34	83	35	82	28	100	31	86	128	351

▲	11	Simon Chaplin (IPGC,THAI)		10.6	10.5	32	86	26	93	36	84	33	88	127	351
▼	11	Chris Anngow (Waimairi,NZ)		10.6	10.5	30		33		36	83	28	93	127	
▲	13	Chris De La Mare (Bexley,AUS)		1.2		28	80	34	75	27	83	37	72	126	310
▼	13	Joey Franck (Sawtell,AUS)		4.9	4.8	25	86	39	75	33	80	29		126	
▼	15	Steven Hill (Royal Riffa,BAH)		4.7		33	80	28	85	34	78	30	84	125	327
▼	16	Craig Keppel (Rosebud,AUS)		7.6		34	85	33	83	27	90	29	90	123	348
▲	17	Aseem Vivek (Gurgaon,IND)		5.8		27	87	33	81	27	89	35	80	122	337
▼	17	Neil Gamble (IPGC,THAI)		11.1		34	86	30		27		31		122	
▼	19	Ross Lee (Rosebud,AUS)		5.1		31	82	27	86	32	81	30	85	120	334
■	20	Brede Aaker (Loch Palm,THAI)		9.1		30	91	29	91	26	93	33	86	118	361
■	21	Dean Page (Patterson River,AUS)		10.7		26	94	33	86	24	97	30	92	113	369
▼	22	Daryll Stalker (Sanctuary Lakes,AUS)		5.2		26	89	29	86	28	87	27		110	
■	23	Wayne Williamson (Lynwood,AUS)		9.8		21	97	24	95	33	85	28		106	
■	24	Richard Perkins (Stonecutters Ridge,AUS)		9.7		20		24		24		32	88	100	
■	25	Shane Kirkland (Seabrook,AUS)		5.6		19	97	23	94	18	99	28	87	88	377

MEN 35-55 B GRADE











LEADERBOARD












					Mon Score	Tue Score	Thur Score	Fri Score	TOTAL	
Position	Name		Nationality	Starting Index	Adjusted Index	Stab	Stab	Stab	Stab	Stab
▲	1	Scott Dowd (Fairbairn,AUS)		12.3	11.8	30	36	40	40	146
▲	2	Jamie Bowen (Royal Riffa,BAH)		13.0	12.9	37	33	34	40	144
▲	2	Andy King (Yamba,AUS)		15.1	14.4	35	41	31	37	144
▼	4	Darryl Gumm (The Grand,AUS)		12.1	8.4	37	37	37	30	141
▼	5	John Muirhead (Meland,NOR)		12.2	11.7	38	34	35	33	140
▼	6	Graeme Gamble (Roxby Downs,AUS)		12.7	7.8	38	38	37	24	137
▲	7	Chris Slota (IPGC,THAI)		15.5		33	31	32	40	136
■	8	Fred Eldick (Rosnay,AUS)		15.7	15.6	29	39	37	30	135
▼	8	Craig Marks (Palm Meadows,AUS)		13.8	13.5	30	43	33	29	135
▼	10	Martin Henderson (Echungu,AUS)		17.2	13.5	37	34	40	23	134

▲	11	Wayne Pinna (Oxley,AUS)		15.3		29	29	34	38	130
▼	12	Peter Mutimer (Latrobe,AUS)		14.8		34	33	31	31	129
▼	13	Deepak Kodwani (Igu Eclub,IND)		13.7		35	32	25	34	126
■	14	Russell Elliott (Thurgoona,AUS)		17.3		25	34	32	31	122
■	15	Michael Patterson (Rossdale,AUS)		17.2		32	29	27	33	121
▲	16	Jalaram Patel (Rustenburg,SA)		16.8		25	25	35	27	112
▼	17	Ian Mutimer (Glen Waverley,AUS)		12.4		30	26	30	25	111
▲	18	Allan Davis (Merewether,AUS)		13.9		17	26	33	31	107
▲	18	Dave Drewer (Secret Harbour,AUS)		12.4		31	25	21	30	107
▼	20	Ross Clark (Tocumwal,AUS)		13.2		22	28	28	19	97
▼	21	Dave Wicks (Gungahlin Lakes,AUS)		14.1		26	27	31		84























MEN 35-55 C GRADE











LEADERBOARD









LEADERBOARD					Mon Score	Tue Score	Thur Score	Fri Score	TOTAL	
Position	Name	Nationality	Starting Index	Adjusted Index	Stab	Stab	Stab	Stab	Stab	
■	1	TS Thong (Raffles,SING)		17.9	11.8	40	41	34	34	149
▲	2	John Rattray (IPGC,THAI)		20.0	19.9	31	35	36	40	142
▲	3	Rohan Bird (Gungahlin Lakes,AUS)		19.2	19.1	29	41	28	42	140
▲	4	Tiger Kan (Tropicana,MAS)		21.7		35	35	29	36	135
■	4	Andrew Bensch (Oxley,AUS)		24.0	23.9	33	30	37	35	135
▼	4	Simon Hopwood (Long Reef,AUS)		17.5	17.4	32	41	31	31	135
▲	7	Gav Scott (Potters Bar,MAS)		22.2		33	26	35	38	132
■	8	Peter Dabrowski (Tropicana,MAS)		20.0		33	31	31	32	127
▼	9	Henry Yu (Raffles,SING)		21.3		30	33	33	30	126
■	10	Paul Cooper (Secret Harbour,AUS)		18.7		28	31	31	28	118

■	11	Vuong Truong (Medway,AUS)		20.1		26	31	30	30	117
▲	12	Janak Chhita (Magalies Park,SA)		23.5		21	26	28	40	115
▼	13	Ron Sommer (Grafton,AUS)		20.3		28	27	29	30	114
▲	14	Daniel Schudel (Niederbueren,SWITZ)		19.8		28	23	25	35	111
▼	15	Tan Le (Corowa,AUS)		21.1		32	23	27	23	105
▼	16	Dirk Heinert (Corowa,AUS)		19.0		27	27	23	24	101
▲	17	Dave Reading (Tropics,AUS)		20.0		27	15	27	31	100
▲	18	Minh Tran (SGA,AUS)		30.5		25	20	21	18	84
▲	19	Dale Courtney (Omokoroa,NZ)		17.6		27	10	17	24	78
▲	19	Tyrel Clinton (Chula Vista,USA)		24.5		13	24	20	21	78
▼	21	Ian Hayden (Carlow,IRE)		17.6		21	29	20		70

MEN 56-64 A GRADE











LEADERBOARD					Mon Score		Tue Score		Thur Score		Fri Score		TOTAL		
Position		Name	Nationality	Starting Index	Adjusted Index	Stab	Stroke	Stab	Stroke	Stab	Stroke	Stab	Stroke	Stab	Stroke
	Gross	Alan Brock (PGN,AUS)		7.2	5.1	41	75	32	83	37	78	39	75	149	311
	1	Mark Boulden (Coolangatta Tweed,AUS)		10.7	10.6	42	78	35	84	28	90	41	80	146	332
	2	Mick Jackson (Rosnay,AUS)		9.7		35		34		35		40		144	
	3	Mic O'Toole (Terrey Hills,AUS)		11.2	10.3	35	85	43	77	31		31		140	
	4	Junemo Kim (Asiad,KOR)		11.0	10.9	30	89	34	87	36	85	38	84	138	345
	5	Grant Dickson (Arundel Hills,AUS)		11.2		35	83	35	85	33	90	34		137	
	5	Tom Shea (IPGC,THAI)		5.7	5.6	37	77	37	77	31	83	32	83	137	320
	7	Kevin Dodd (Royal Fremantle,AUS)		3.9		34	78	33	79	33	79	36	77	136	313
	8	Richard Meyrick (Commonwealth,AUS)		9.0		31	89	34	83	34	84	36	83	135	339
	9	Peter Ward (Thaxted Park,AUS)		9.9	9.8	30	88	33	85	36	83	35	85	134	341
	10	Mark McDougall (Manly,AUS)		7.6		35	81	33	83	28	88	35	82	131	334















▲	10	Steve Jones (Dunheved,AUS)		8.4		32	85	32	87	33	84	34	85	131	341
▼	10	Cliff Almond (Howlong,AUS)		10.4	10.3	37	82	36	83	30		28		131	
▲	13	Jim McNeill (PGN,AUS)		9.9	9.8	31	87	36	82	28	92	35	84	130	345
▲	13	Mark Woodhouse (Rosnay,AUS)		7.7	7.6	30	86	30	84	37	80	33	84	130	334
▼	15	Scottie Haley (Long Reef,AUS)		4.3	4.2	28	84	37	76	32	80	32	81	129	321
▼	15	Darren Hornby (Castle Hill,AUS)		11.3	11.2	38		32		28		31		129	
▼	15	Jeff McGowan (Arundel Hills,AUS)		6.3	6.2	30	85	34	81	36	79	29	86	129	331
▲	18	John Osborn (Mudgee,AUS)		3.1		30	81	33	78	35	76	30	82	128	317
▼	19	Jim Sullivan (Dunheved,AUS)		8.7		35		31		30	87	31	88	127	
▲	20	Paul Matthews (Forster Tuncurry,AUS)		3.6		32	80	32	79	27	87	35	77	126	323
▼	21	Paul King (Melville Glades,AUS)		9.7		33	85	34	84	30	89	28		125	
▼	22	Tassy Stathopoulos (Mudgee,AUS)		9.1	9.0	37	80	27		31	87	29		124	
▲	23	Wayne Portlock (Long Reef,AUS)		5.1		31	82	27	85	29	84	33	81	120	332
▲	24	Greg Brown (Southern,AUS)		7.9		32	84	30	86	23	94	33	86	118	350
▼	24	Joe Scaffidi (Royal Fremantle,AUS)		9.5		29	89	29	90	33	85	27	93	118	357


▼	26	Ian Speirs (IPGC,THAI)		11.0		32	87	26	94	33	87	26	95	117	363
▼	27	Gary Lane (The Ridge,AUS)		10.6		28	92	35	84	26	95	25	97	114	368
▲	28	Jeff Huysmans (Churchill Waverley,AUS)		9.0		28	82	28	90	26		29		111	
▲	29	Vic White (Macquarie Links,AUS)		10.5		26		21		30		33		110	
■	29	Andrew Bylart (Rosebud,AUS)		10.5		23	97	31	90	31		25		110	
▼	29	Ken Cheeseman (Muirfield,AUS)		9.3		26	92	29	90	31	87	24	96	110	365
▼	32	Yoshi Kawamura (Lake Forest,JAP)		9.7		30	90	28	94	29	93	22	100	109	377
■	33	Neil Boath (Goldfields,AUS)		11.4	11.3	22	98	18		36		25	85	101	

MEN 56-64 B GRADE

LEADERBOARD











LEADERBOARD					Mon Score	Tue Score	Thur Score	Fri Score	TOTAL	
Position	Name	Nationality	Starting Index	Adjusted Index	Stab	Stab	Stab	Stab	Stab	
▲	1	Geoff Atherton (Monash,AUS)		12.5	12.4	35	38	27	43	143
▼	2	Patrick Low (Raffles,SING)		12.2	12.1	35	34	36	34	139
▼	3	Rick Whitlock (Palm Meadows,AUS)		11.8	11.7	38	35	32	31	136
▼	4	Bruce Freeman (Western Australian,AUS)		15.0	14.9	32	39	34	29	134
▲	5	Peter Gibbons (Grafton,AUS)		13.3		34	28	35	36	133
▲	6	Terry Freckelton (Mimosa,PHIL)		16.2		31	35	29	34	129
▲	7	Scott Plymesser (Key West,USA)		11.9	11.8	23	40	31	34	128
▼	7	Bin Song (Raffles,SING)		16.5	16.4	34	39	26	29	128
▲	9	Greg Thorpe (The Grange,AUS)		16.5		28	32	26	40	126
▲	10	Barry Porter (Araluen,AUS)		17.4		29	32	29	34	124















▲	11	Steve Sparrow (Cabramatta,AUS)		13.7	13.6	24	39	27	33	123
▲	12	Michael Harms (Qantas,AUS)		15.7	15.6	36	23	30	31	120
▲	13	Das Nambiar (Abu Dhabi,UAE)		13.3		29	30	25	35	119
▼	14	Hughie Clark (Omokoroa,NZ)		11.6		29	29	35	25	118
▲	15	Lindsay Terrell (Noosa,AUS)		17.4	17.3	24	36	25	32	117
■	16	Trevor Williamson (Waimairi,NZ)		17.4	17.3	37	26	23	29	115
▲	17	John Vaughn (Riverside Oaks,AUS)		16.0		24	34	24	29	111
▲	18	Colin Braithwaite (Medway,AUS)		17.4		26	26	27	31	110
▼	18	Jason Chua (Raffles,SING)		13.2		27	33	26	24	110
▼	20	Allan Cameron (Pioneer Valley,AUS)		16.3		29	32	28	19	108
■	21	Kim Nelson (Rancho Bernardo,USA)		11.5		30	27	25	23	105
▲	22	Rick O'Shea (Rosebud,AUS)		14.7		25	24	21	31	101
▼	22	Kevin Woods (Fairbairn,AUS)		17.3	17.2	28	36	37		101
▲	24	Kevin (Rev) Watson (Shoalhaven Heads,AUS)		16.8		32	28	15	20	95

▲	25	David Alberton (Southern,AUS)		16.8		26	20	22	23	91
▼	25	Phil McNamara (Northern,AUS)		12.5		32	26	33		91
▼	27	Greg Foster (Southern,AUS)		16.8		22	26	28		76

MEN 56-64 C GRADE























LEADERBOARD

					Mon Score	Tue Score	Thur Score	Fri Score	TOTAL	
Position	Name		Nationality	Starting Index	Adjusted Index	Stab	Stab	Stab	Stab	Stab
■	1	Vincent Gras (IPGC,THAI)		21.7	15.2	39	40	34	37	150
▲	2	Arthur Kimo (Gailles,AUS)		27.7	21.9	26	49	36	37	148
▲	3	Jim Ross (Rosnay,AUS)		23.9	23.8	36	32	35	44	147
▲	4	Rory Trotter (The Cut,AUS)		19.8	19.7	41	28	34	42	145
▲	4	Wilson Samson (Oxford,IND)		21.9	21.8	30	38	36	41	145
▼	6	Masa Ichikawa (Kizugawa,JAP)		27.4	21.7	37	34	41	31	143
▼	7	Chuck Weitzel (Key West,USA)		32.2	28.1	38	38	34	32	142
▼	8	Pete Dawson (Kwinana,AUS)		19.5	16.4	40	34	36	29	139
▼	9	Barry Williams (Eagle Ridge,PHIL)		29.0	24.9	40	39	31	27	137
▲	10	Graeme Kerby (Geraldton,AUS)		24.6	24.5	35	29	38	31	133


▼	10	Tony Coutts (Twin Waters,AUS)		24.3	17.0	37	36	38	22	133
■	12	Beat Schweizer (Niederbueren,SWITZ)		20.9	20.8	34	27	36	32	129
▲	13	Ken Miller (IPGC,THAI)		22.4		33	26	34	31	124
▼	14	Edward Foo (Raffles,SING)		22.5		33	30	31	28	122
▲	15	Graeme Gaffney (Mudgee,AUS)		20.0		29	32	22	32	115
▼	16	Greg Wilson (The Ridge,AUS)		22.8		31	28	32	23	114
▼	17	Anil Goel (Qutab,IND)		22.0	21.9	37	27	21	28	113
▲	18	Merv McFarlane (Wynnum,AUS)		18.9		26	30	23	32	111
▼	19	K. B. Raju (Abu Dhabi,UAE)		23.0		32	27	22	24	105
▲	20	Russell Brown (Sandy Gallop,AUS)		30.3		26	21	24	30	101
▼	21	Richard Oliver (Gungahlin Lakes,AUS)		21.1		21	32	27	18	98
▲	22	Brett Franklin (Hartfield,AUS)		19.2		21	16	27	30	94
▲	22	Mark Yalden (Omokoroa,NZ)		19.4		23	21	26	24	94
▼	24	Thomas Dargatz (Victoria,GER)		18.1		32	18	24	18	92

■	25	Ron Brown (Rosebud,AUS)		22.0		18	19	18	10	65
---	----	-------------------------	--	------	--	----	----	----	----	----

MEN 65+ A GRADE











LEADERBOARD					Mon Score		Tue Score		Thur Score		Fri Score		TOTAL		
Position		Name	Nationality	Starting Index	Adjusted Index	Stab	Stroke	Stab	Stroke	Stab	Stroke	Stab	Stroke	Stab	Stroke
	Gross	Wayne Bridgman (Maroochy River,AUS)		6.5	6.0	32	85	40	75	35	81	35	80	142	321
	1	Col Bridge (Oxley,AUS)		9.2	9.1	37	81	34	84	33	90	36	82	140	337
	2	Dave Foster (Pacific,AUS)		7.4	7.3	36	80	33	83	35	82	33	85	137	330
	3	Brett Chatfield (Omokoroa,NZ)		13.3	13.2	27	95	33	91	38	85	31	91	129	362
	4	Robbie Durnan (Wakehurst,AUS)		13.4	13.3	36	88	26	98	30	94	36	88	128	368
	5	John Bell (Margaret River,AUS)		8.0		32	85	32	85	33	85	30	85	127	340
	5	Doug Luckie (Yamba,AUS)		10.2		31		35	84	33		28		127	
	7	Michael Chapman (Sanctuary Cove,AUS)		9.7	9.6	32	86	38	80	28	93	28		126	
	7	Leslie McCormack (Murwillumbah,AUS)		13.2	13.1	37	85	30	91	31	93	28		126	
	9	Gerard Shannon (Cheltenham,AUS)		9.1		31	87	30	83	29	93	33	87	123	350
	10	Garry Harwood (Rosebud,AUS)		7.5		28	88	29	87	31		33		121	















▼	11	Ed Power (Faithlegg,IRE)		12.9		24	98	34	87	32	91	30	92	120	368
▲	12	Steve Conrick (Tocumwal,AUS)		12.6		27	95	31	91	30	97	31	92	119	375
▼	12	Bill Hoy (Rosnay,AUS)		12.2		25	98	32	89	35	88	27	94	119	369
▲	14	Peter Whiddon (Dunheved,AUS)		9.2		31	89	26	92	29	90	28		114	
▼	14	Tim Ryan (Windross Farm,NZ)		13.2		27	97	29	93	33	93	25	96	114	379
▼	14	Rowan Mogg (Rosebud,AUS)		4.1		28	84	29	83	33	80	24	88	114	335
▲	17	Greg Laforest (Yamba,AUS)		13.3		27	98	23		26		37		113	
▲	17	Bill Pinney (Woodbridge,UK)		10.5		27	91	26	94	25	91	35	85	113	361
▼	19	Bill Ross (Margaret River,AUS)		3.9		25	87	31	79	30	83	23	91	109	340
▼	20	Brian Barsdell (Omokoroa,NZ)		11.4		25	99	27	93	29	95	27		108	
▼	20	Glenn Brindley (Beverley Park,AUS)		9.9		29		27		25		27		108	
▼	22	Merv Rogers (Patterson River,AUS)		11.8		29	91	21	100	30		27		107	
■	23	Neil Bailey (Western Australian,AUS)		9.6		26		28	90	20		31		105	
▲	24	Barry Copestake (Rayong,THAI)		13.0		23		19		27		34		103	
▼	25	Nobu Kiwamoto (Com Wood,JAP)		8.7		21	97	26	93	27	90	27	90	101	370











■	26	Alan Ryan (Ballarat,AUS)		10.7		16		19	110	19		22		76	

MEN 65+ B GRADE

LEADERBOARD











LEADERBOARD						Mon Score	Tue Score	Thur Score	Fri Score	TOTAL
Position	Name	Nationality	Starting Index	Adjusted Index	Stab	Stab	Stab	Stab	Stab	
▲	1	John Manning (The Bluffs,VIET)		15.4	14.1	33	37	37	35	142
▲	2	Jean-Paul Comtesse (Domaine I.,SWITZ)		18.0	17.9	31	35	37	37	140
▲	3	Sarge Robinson (Caboolture,AUS)		13.7	13.6	29	36	32	40	137
▼	3	Alan Hamilton (Coolangatta Tweed,AUS)		14.0	12.1	34	36	38	29	137
▼	3	Jim Thomas (Southport,AUS)		17.2	14.1	33	36	41	27	137
▼	6	Peter Smith (Patterson River,AUS)		16.7		32	34	35	35	136
▲	7	Martyn Rust (Araluen,AUS)		14.3		33	33	31	38	135
▲	8	Chris Bridgland (Kwinana,AUS)		14.6		33	35	27	38	133
▼	9	Jim McCabe (Gailles,AUS)		17.6	17.5	33	36	31	29	129
▲	10	Joseph Chien (Costa Mesa,USA)		14.9	14.8	36	30	23	39	128















▼	10	Tony Margiotta (Muirfield,AUS)		17.8	17.7	31	33	36	28	128
▲	12	Lloyd Lemon (Kaikohe,AUS)		17.2	17.1	22	31	39	35	127
▼	12	Chris Cunninghame (Waimairi,NZ)		13.8	13.7	37	33	28	29	127
▼	12	Dick Perkins (Pymble,AUS)		17.9	17.8	28	39	33	27	127
▲	15	Bill Potze (Mt Maunganui,NZ)		18.4		25	30	34	35	124
▲	16	Hughie Wilson (Long Reef,AUS)		17.0		29	30	29	34	122
▼	16	Mike Young (Woodbridge,UK)		18.4		29	32	35	26	122
▼	18	Peter Mckenna (Western Australian,AUS)		14.2		32	30	32	27	121
▼	19	Baz Mason (Omokoroa,NZ)		17.3		30	29	34	27	120
▲	20	Hugh Rees (Gosnells,AUS)		14.1		30	29	28	30	117
▲	21	Keith Hooper (Araluen,AUS)		16.1		30	24	30	32	116
▲	22	Frank Ingegneri (Muirfield,AUS)		16.5		28	28	28	31	115
■	23	Ron Brooks (Kingston Beach,AUS)		17.3		27	28	29	27	111
▲	24	John Heaton (Cheltenham,AUS)		17.0		28	31	22	29	110















▼	25	Greg Simcoe (Mt Warren Park,AUS)		14.8		30	28	29	22	109
▼	26	Bob Turns (Grafton,AUS)		17.7	17.6	21	26	37	24	108
▲	27	Derek Weston (Patterson River,AUS)		13.8		22	26	30	29	107
▼	27	Brian McHugh (Howlong,AUS)		17.6		28	35	29	15	107
■	29	Peter Stallard (Omokoroa,NZ)		15.9		20	28	32	26	106
▲	30	Mick Fitzpatrick (Muswellbrook,AUS)		14.4		24	28	18	34	104
▲	30	Ian Duncalf (Omokoroa,NZ)		15.2		31	17	29	27	104
▼	32	Walter Maag (Wylhof,SWITZ)		17.6		28	28	28	18	102
▼	33	Robert Bower (Royal Fremantle,AUS)		16.2		28	21	29	22	100
■	34	George Elders (Rosebud,AUS)		14.3		26	28	13	26	93

MEN 65+ C GRADE












LEADERBOARD






LEADERBOARD					Mon Score	Tue Score	Thur Score	Fri Score	TOTAL	
Position	Name	Nationality	Starting Index	Adjusted Index	Stab	Stab	Stab	Stab	Stab	
▲	1	Ken Schimanski (Tallebudgera,AUS)		28.5		35	35	31	41	142
▲	2	Robert Lye (SICC,SING)		24.5	24.4	32	35	36	38	141
▲	2	Augusto Romei (Alpine,THAI)		22.1	20.4	33	37	37	34	141
▲	4	Tony Micallef (Everglades,AUS)		26.3		34	34	34	34	136
▼	5	Peter Grayson (Pacific,AUS)		23.2	20.7	36	31	41	27	135
▼	6	Ernst Huber (Orchid,SING)		19.6	18.3	31	37	39	27	134
▲	7	Franno D'mello (Southern,AUS)		23.6	23.5	38	33	29	33	133
▼	8	Graham Cater (Pacific,AUS)		33.8	32.1	36	33	38	25	132
▼	9	Xavier Baumgartner (Orchid,SING)		20.8	19.5	35	38	35	23	131
▲	10	Rob Wullemin (Jurien Bay,AUS)		32.7		32	24	35	36	127

▲	10	Don Conner (PGN,AUS)		21.8		32	32	35	28	127
▲	10	Richard Pydde (Patterson River,AUS)		21.6		33	32	34	28	127
▲	13	Terry Mischefski (Waihi,NZ)		18.5	18.4	27	26	38	32	123
■	13	Allan Barnes (PGN,AUS)		20.3		29	31	33	30	123
▼	13	Bob Pratt (IPGC,THAI)		23.0	22.9	32	38	30	23	123
▲	16	Bops Bopardikar (Oxford,IND)		23.6		30	33	21	38	122
▼	16	John Newby (Dunsborough Lakes,AUS)		27.8	27.7	19	34	39	30	122
■	18	Arvind Arcot Govindraj (Bangalore,IND)		19.3		27	32	30	30	119
▼	18	Chris Williams (Dunheved,AUS)		19.6		29	27	34	29	119
▲	20	Ian Pickens (Western Australian,AUS)		19.0		24	28	35	31	118
▼	20	James Bell (Rosnay,AUS)		19.3		24	32	33	29	118
▲	22	Alby Serman (GinGin,AUS)		23.5		28	24	32	32	116
■	23	A J Pidcock (Grafton,AUS)		20.2		30	26	28	28	112
▲	24	Keith Inall (Morisset,AUS)		24.1		23	22	34	32	111

▼	24	Steve Kandiah (PGN,AUS)		23.5		24	35	29	23	111
■	26	Jon Sladen (Waimairi,NZ)		19.6		24	27	31	27	109
▲	27	John Higginbotham (Southern,AUS)		21.5		22	19	30	36	107
▲	27	John Davis (Marlborough,NZ)		21.7		21	30	28	28	107
▼	29	Jim Twiss (The Ridge,AUS)		21.7		26	28	27	25	106
▲	30	John Girdham (Wallacia,AUS)		25.1		20	25	30	30	105
▼	30	Murray Herrmann (Darwin,AUS)		25.3		25	32	25	23	105
▲	32	Peter Sewell (North Shore,NZ)		26.0		22	23	29	28	102
▼	33	Phil Geary (Rosebud,AUS)		29.2		27	23	27	24	101
▼	33	Victor Dsouza (Sharjah,IND)		21.3		20	27	31	23	101
▲	35	Shamal Karim (Abu Dhabi,UAE)		19.5		25	23	22	19	89
▼	35	Les Schultz (Waimairi,NZ)		18.7		28	27	34		89
■	37	Edathil Pothery Jayaraj (Eagleton,IND)		23.2		18	19	21	16	74
■	38	Paranjyothi Gubbi Shivaratri (KGA,IND)		27.7		20	12	15	10	57

HOME CLUB COMPETITION

			Monday					Tuesday					Thursday					Friday					
Position	Home Club		1	2	3	4	5	1	2	3	4	5	1	2	3	4	5	1	2	3	4	5	Tot.
■	1	IPGC, THAI 	39	37	34	33	33	40	38	37	35	31	36	36	34	34	33	40	40	37	33	32	712
■	2	Rosnay, AUS 	37	36	35	30	29	39	38	34	32	32	37	37	35	35	35	44	40	33	32	30	700
▲	3	PGN, AUS 	41	35	32	31	29	36	35	32	32	31	37	35	33	29	28	39	37	36	35	30	673
▼	4	Raffles, SING 	40	35	34	33	30	41	39	34	33	33	36	34	33	31	26	34	34	30	29	28	667
■	5	Western Australian 	32	32	32	30	29	39	33	32	31	31	38	35	34	34	32	38	35	34	33	31	665
■	6	Links Ladies, AUS 	34	32	31	31	31	34	30	30	30	26	39	35	34	34	33	34	33	33	33	33	650
■	7	Long Reef, AUS 	32	32	31	29	28	41	37	34	30	27	37	32	31	29	29	36	34	33	32	31	645
■	8	Rosebud, AUS 	34	31	28	28	28	36	33	31	29	29	37	33	32	31	31	37	33	33	31	31	636
▲	9	Araluen, AUS 	33	33	30	29	27	33	32	31	30	24	37	31	30	29	27	38	34	32	31	30	621
▼	10	Gungahlin Lakes, AUS 	32	29	27	26	23	41	32	32	28	27	37	35	31	31	30	42	33	33	25	19	613
▲	11	Dunheved, AUS 	35	32	31	29	29	32	31	29	27	26	34	33	30	29	23	34	31	31	29	28	603

■	12	Waimairi, NZ		37	37	30	28	24	33	33	27	27	26	36	34	31	28	23	34	29	29	28	27	601
▼	13	Mudgee, AUS		37	34	30	29	28	33	32	32	31	27	35	31	27	26	22	32	30	29	27	26	598
▼	14	Omokoroa, NZ		31	30	29	27	27	33	29	29	28	27	38	35	34	32	29	31	27	27	27	26	596
■	15	Patterson River, AUS		33	32	29	26	22	34	33	32	26	21	35	34	30	30	24	35	30	29	28	27	590
■	16	Southern, AUS		38	32	26	22	22	33	30	26	20	19	30	29	28	23	22	36	33	33	23		525